


PARTS LIST						PARTS LIST					
ITEM	QTY	PART NUMBER	STOCK NUMBER	SheetNo	MATERIAL	ITEM	QTY	PART NUMBER	STOCK NUMBER	SheetNo	MATERIAL
45	2	Balcony-P51	McNichols MS-I-4010 - 01	-	FiberGlass	91	1	AISC - C 3 x 6 - 78.387	C3 x 6	PG:19	Steel A36
46	2	Balcony-P52	McNichols MS-I-4010 - 02	-	FiberGlass						
47	1	Balcony-P53	McNichols MS-I-4010 - 03	-	FiberGlass	1	4	Balcony-P01	ANSI B18.2.2 - 1/2 - 13	-	Steel
48	1	Balcony-P54	McNichols MS-I-4010 - 04	-	FiberGlass	2	8	Balcony-P02	C3 x 6	PG:18	Steel A36
49	6	Balcony-P55	PL 1"x75 3/16"x1/2"	PG:16	Steel A36	3	3	Balcony-P03	C3 x 6	PG:19	Steel A36
50	1	Balcony-P56	PL 3/4"x45"x1/16"	PG:16	Steel A36	4	4	Balcony-P04	C5 x 6.7	PG:18	Steel A36
51	2	Balcony-P57	PL 3/4"x86 1/4"x1/16"	PG:16	Steel A36	5	5	Balcony-P05	C5 x 6.7	PG:18	Steel A36
52	8	Balcony-P58	PL 4" x 4" x 1"	PG:15	Steel A36	6	2	Balcony-P06	C5 x 6.7	PG:18	Steel A36
53	4	Balcony-P60	PL 8" x 1 7/8" x 1/4"	PG:15	Steel A36	7	3	Balcony-P07	C5 x 6.7	PG:19	Steel A36
54	2	Balcony-P61	PL 8" x 1 7/8" x 1/4"	PG:15	Steel A36	8	2	Balcony-P08	C5 x 6.7	PG:18	Steel A36
55	2	Balcony-P63	PL 75 3/16" x 47 3/8" x 3/4"	PG:16	Steel A36	9	4	Balcony-P09	C5 x 6.7	PG:18	Steel A36
56	3	Balcony-P64	PL 75 3/16"x14 3/4"x1/2"	PG:16	Steel A36	10	4	Balcony-P10	C5 x 6.7	PG:18	Steel A36
57	4	Balcony-P66	Prism Solar BN72-3	-	Steel	11	4	Balcony-P11	FB 1 1/2"x 75 3/16"x1/8"	PG:16	Steel A36
58	24	Balcony-P67	RC-10270-6.3 EPDM	-	Steel	12	24	Balcony-P12	Flat Bar 1/2" x 12ga	PG:15	Steel A36
59	24	Balcony-P68	Round Bars Ø 0.125	PG:17	Steel A36	13	4	Balcony-P13	HSS 3 1/2"x3 1/2"x3/16"	PG:18	Steel A500B
60	24	Balcony-P69	Round Bars Ø 0.125	PG:17	Steel A36	14	4	Balcony-P14	HSS 3 1/2"x3 1/2"x3/16"	PG:18	Steel A500B
61	24	Balcony-P70	Round Bars Ø 0.125	PG:17	Steel A36	15	2	Balcony-P15	HSS 3 1/2"x3 1/2"x3/16"	PG:18	Steel A500B
62	12	Balcony-P71	Round Bars Ø 0.125	PG:17	Steel A36	16	10	Balcony-P16	HSS 3 1/2"x3 1/2"x3/16"	PG:18	Steel A500B
63	12	Balcony-P72	Round Bars Ø 0.125	PG:17	Steel A36	17	1	Balcony-P17	HSS 3x3x1/8"	PG:18	Steel A500B
64	24	Balcony-P73	Round Bars Ø 0.125	PG:17	Steel A36	18	4	Balcony-P18	HSS 3x5x1/8"	PG:18	Steel A500B
65	48	Balcony-P74	Setscrew 10-24x 3/8"	-	Steel	19	24	Balcony-P25	L 3/4"x3/4"x1/8"	PG:18	Steel A572
66	8	Balcony-P75	T Bar 1.25" x 1/8"	PG:17	Steel A36	20	24	Balcony-P26	L 3/4"x3/4"x1/8"	PG:18	Steel A572
67	8	Balcony-P76	T Bar 1.25" x 1/8"	PG:17	Steel A36	21	2	Balcony-P27	L1 1/2" x 1 1/2"x 1/8	PG:18	Steel A572
68	8	Balcony-P77	T Bar 1.25" x 1/8"	PG:17	Steel A36	22	4	Balcony-P28	L1 1/2" x 1 1/2"x 1/8	PG:18	Steel A572
69	4	Balcony-P78	T Bar 1.25" x 1/8"	PG:17	Steel A36	23	8	Balcony-P29	L1 1/2" x 1 1/2"x 1/8	PG:19	Steel A572
70	4	Balcony-P79	T Bar 1.25" x 1/8"	PG:17	Steel A36	24	4	Balcony-P30	L1 1/2" x 1 1/2"x 1/8	PG:18	Steel A572
71	8	Balcony-P80	T Bar 1.25" x 1/8"	PG:17	Steel A36	25	14	Balcony-P31	L1 1/2" x 1 1/2"x 1/8	PG:18	Steel A572
72	2	Balcony-P81	L1 3/4" x 1 3/4" x 3/16"	PG:17	Steel A572	26	3	Balcony-P32	L1 1/2" x 1 1/2"x 1/8	PG:18	Steel A572
73	2	Balcony-P81.01	L1 3/4" x 1 3/4" x 3/16"	PG:20	Steel A572	27	4	Balcony-P33	L1 3/4" x 1 3/4" x 3/16"	PG:17	Steel A572
74	1	Balcony-P82	L1 3/4" x 1 3/4" x 3/16"	PG:19	Steel A572	28	8	Balcony-P34	L1 3/4" x 1 3/4" x 3/16"	PG:19	Steel A572
75	1	Balcony-P82.01	L1 3/4" x 1 3/4" x 3/16"	PG:20	Steel A572	29	8	Balcony-P35	L1 3/4" x 1 3/4" x 3/16"	PG:19	Steel A572
76	1	Balcony-P83	L1 3/4" x 1 3/4" x 3/16"	PG:17	Steel A572	30	4	Balcony-P36	L1 3/4" x 1 3/4" x 3/16"	PG:19	Steel A572
77	1	Balcony-P83.01	L1 3/4" x 1 3/4" x 3/16"	PG:20	Steel A572	31	4	Balcony-P37	L1 3/4" x 1 3/4" x 3/16"	PG:18	Steel A572
78	2	Balcony-P84	L1 3/4" x 1 3/4" x 3/16"	PG:17	Steel A572	32	2	Balcony-P38	L1 3/4" x 1 3/4" x 3/16"	PG:19	Steel A572
79	1	Balcony-P85	L1 3/4" x 1 3/4" x 3/16"	PG:17	Steel A572	33	2	Balcony-P39	L1 3/4" x 1 3/4" x 3/16"	PG:19	Steel A572
80	1	Balcony-P86.01	L1 3/4" x 1 3/4" x 3/16"	PG:20	Steel A572	34	1	Balcony-P40	L3 1/2" x 3 1/2" x 3/16"	PG:18	Steel A572
81	1	Balcony-P86.02	L1 3/4" x 1 3/4" x 3/16"	PG:20	Steel A572	35	6	Balcony-P41	L3 1/2 x 3 1/2 x 5/16"	PG:17	Steel A572
82	1	Balcony-P87	L1 3/4" x 1 3/4" x 3/16"	PG:17	Steel A572	36	3	Balcony-P42	L3 1/2 x 3 1/2 x 5/16"	PG:17	Steel A572
83	12	Balcony-P88	FB 3/4"x1/8"	PG:15	Steel A36	37	2	Balcony-P43	MC8 x 8.5	PG:19	Steel A36
84	4	Balcony-P89	PL 8" x 1.87" x 1/8"	PG:15	Steel A36	38	2	Balcony-P44	MC8 x 8.5	PG:17	Steel A36
85	4	Balcony-P90	ANSI B18.2.2 - 3_4	-	Steel, Mild	39	2	Balcony-P45	MC8 x 8.5	PG:17	Steel A36
86	4	Balcony-P91	ANSI/ASME B18.2.1 - 3/4-16 UNF - 1.5	-	Steel, Mild	40	2	Balcony-P46	MC8 x 8.5	PG:19	Steel A36
87	4	Balcony-P92	ASTM F436 - 3/4, CW	-	Steel, Mild	41	1	Balcony-P47	MC8 x 8.5	PG:17	Steel A36
						42	2	Balcony-P48	MC8 x 8.5	PG:17	Steel A36
						43	1	Balcony-P49	MC8 x 8.5	PG:17	Steel A36
						44	1	Balcony-P50	MC8 x 8.5	PG:17	Steel A36

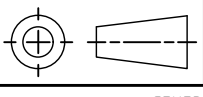
Notes:

1. Parts List for 01 Assembly
2. QTY : 1
3. Material : Steel
4. Finish :



PROPRIETARY AND CONFIDENTIAL
This drawing is CALFAB property. It may not be disclosed to any third party without written approval of CALFAB management. The receipt of this drawing implies that the conditions as mentioned are accepted.

PROJECTION



UNLESS STATED OTHERWISE, ALL DIMENSIONS ARE IN INCH
REMOVE ALL BURRS AND SHARP EDGES

GENERAL TOLERANCES

DRAWN :
CHECKED :
APPROVED :

NAME
VanNV

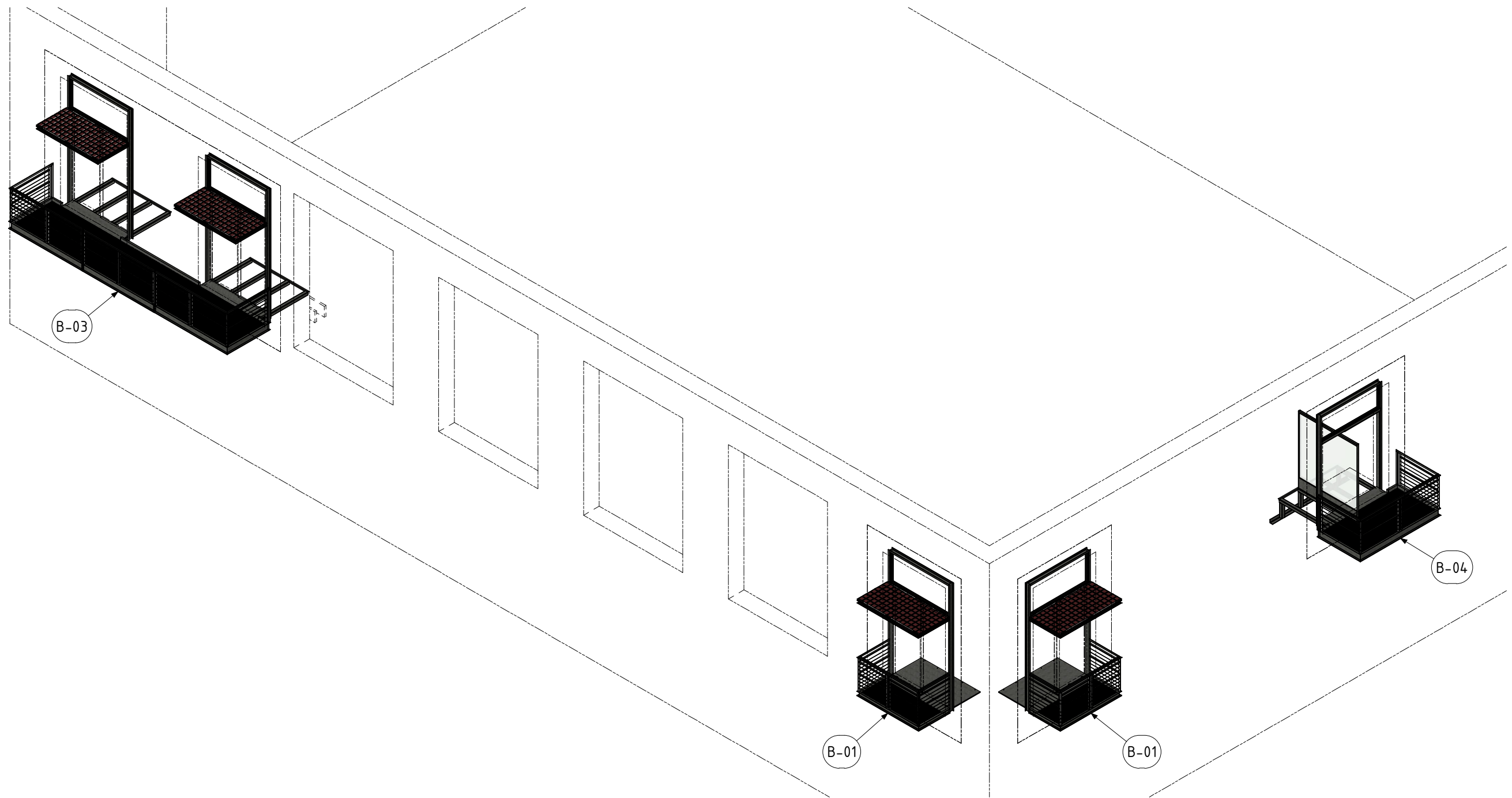
DATE
6/14/2024

PROJECT:
Windows & Balcony


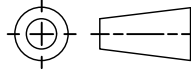
DRAWING NUMBER:
Building total BOM

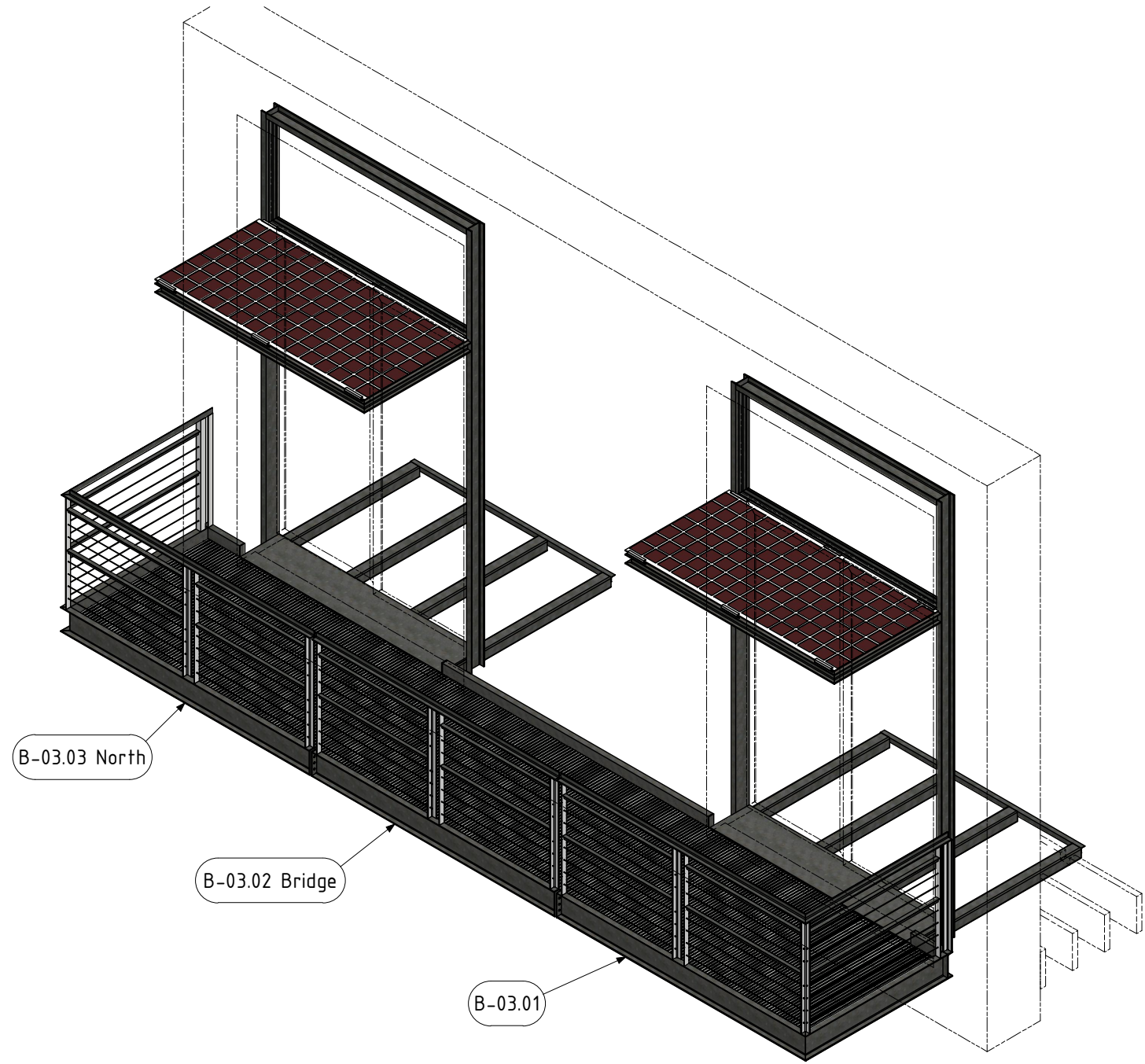
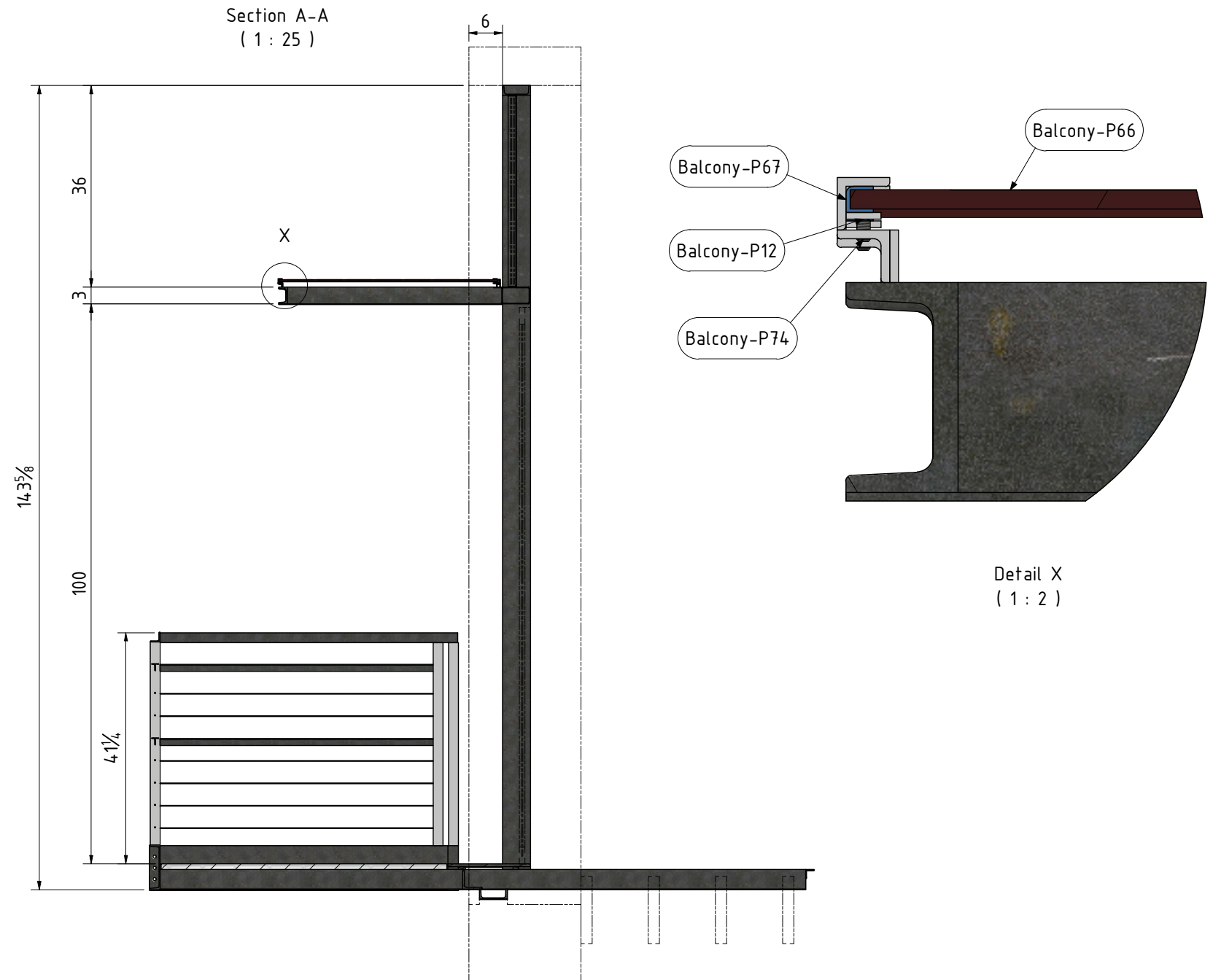
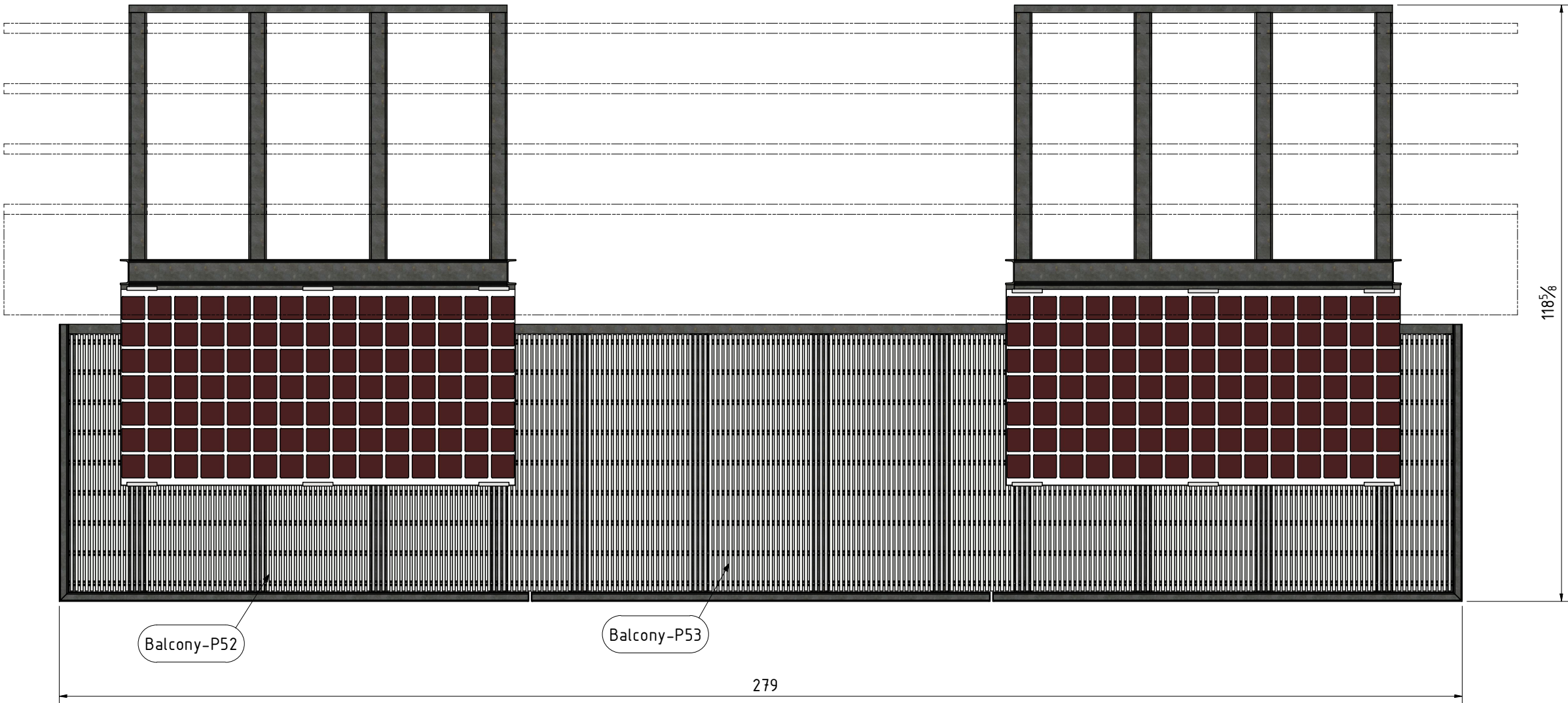
MATERIAL :
FINISH :
REVISION :

SCALE : 1 : 100
DO NOT SCALE DRAWING
Sheet 1 of 19


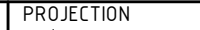


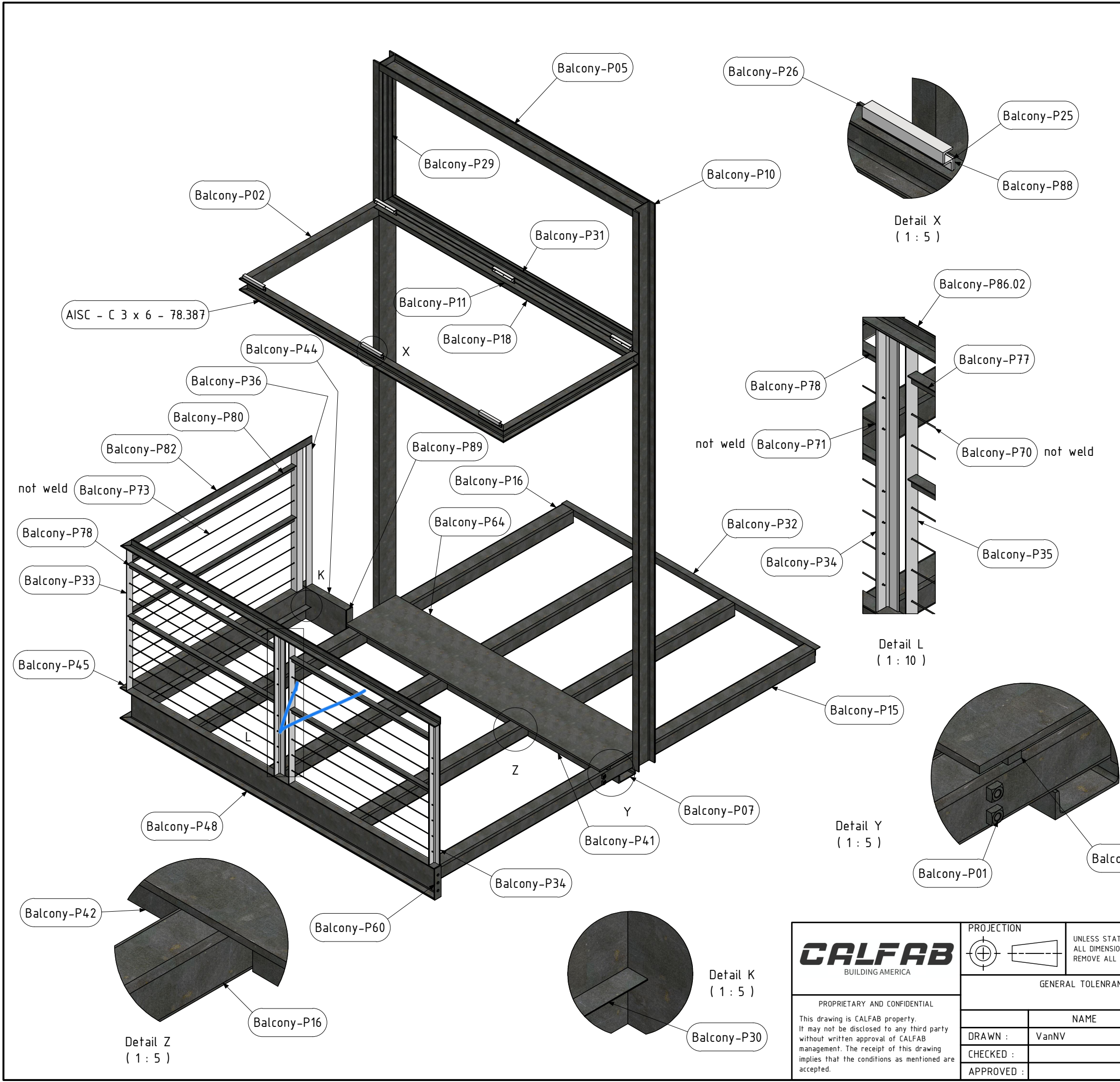
PARTS LIST				
ITEM	QTY	PART NUMBER	STOCK NUMBER	SheetNo
1	2	B-01	Sub-Assy	PG:9
2	1	B-03	Sub-Assy	PG:3
3	1	B-04	Sub-Assy	PG:12

<div> BUILDING AMERICA</div>	PROJECTION 		UNLESS STATED OTHERWISE, ALL DIMENSIONS ARE IN INCH REMOVE ALL BURRS AND SHARP EDGES		PROJECT: Windows & Balcony	
	GENERAL TOLERANCES				DRAWING NUMBER: Windows & Balcony	
<div>PROPRIETARY AND CONFIDENTIAL</div> <div>This drawing is CALFAB property. It may not be disclosed to any third party without written approval of CALFAB management. The receipt of this drawing implies that the conditions as mentioned are accepted.</div>		NAME	DATE			
	DRAWN :	VanNV	6/14/2024	MATERIAL :	SCALE : 1 : 100	
	CHECKED :			FINISH :	DO NOT SCALE DRAWING	
	APPROVED :			REVISION :	FORMAT : A3	Sheet 2 of 19




PARTS LIST				
ITEM	QTY	PART NUMBER	STOCK NUMBER	SheetNo
1	12	Balcony-P12	Flat Bar 1/2" x 12ga	PG:15
2	2	Balcony-P52	McNichols MS-I-4010 - 02	-
3	1	Balcony-P53	McNichols MS-I-4010 - 03	-
4	2	Balcony-P66	Prism Solar BN72-3	-
5	12	Balcony-P67	RC-10270-6.3 EPDM	-
6	24	Balcony-P74	Setscrew 10-24x 3/8"	-
7	1	B-03.01	Weldment	PG:8
8	1	B-03.02 Bridge	Weldment	PG:6
9	1	B-03.03 North	Weldment	PG:5

<div> BUILDING AMERICA</div> <div>PROPRIETARY AND CONFIDENTIAL This drawing is CALFAB property. It may not be disclosed to any third party without written approval of CALFAB management. The receipt of this drawing implies that the conditions as mentioned are accepted.</div>	<div>PROJECTION</div> <div></div>		<div>UNLESS STATED OTHERWISE, ALL DIMENSIONS ARE IN INCH REMOVE ALL BURRS AND SHARP EDGES</div>		<div>PROJECT:</div> <div>Windows & Balcony</div>		
	GENERAL TOLERANCES				DRAWING NUMBER:		
					B-03		
		NAME		DATE		MATERIAL :	
DRAWN :		VanNV		6/14/2024		SCALE : 1 : 40	
CHECKED :						DO NOT SCALE DRAWING	
APPROVED :						REVISION :	FORMAT : A2
						Sheet 3 of 19	

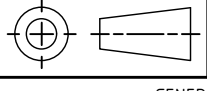


PARTS LIST				
ITEM	QTY	PART NUMBER	STOCK NUMBER	SheetNo
1	2	Balcony-P01	ANSI B18.2.2 - 1/2 - 13	-
3	1	AISC - C 3 x 6 - 78.387	C3 x 6	PG:19
2	2	Balcony-P02	C3 x 6	PG:18
4	1	Balcony-P05	C5 x 6.7	PG:18
5	1	Balcony-P07	C5 x 6.7	PG:19
6	2	Balcony-P10	C5 x 6.7	PG:18
7	1	Balcony-P11	FB 1 1/2"x 75 3/16"x1/8"	PG:16
8	3	Balcony-P88	FB 3/4"x1/8"	PG:15
9	1	Balcony-P15	HSS 3 1/2"x3 1/2"x3/16"	PG:18
10	3	Balcony-P16	HSS 3 1/2"x3 1/2"x3/16"	PG:18
11	1	Balcony-P18	HSS 3x5x1/8"	PG:18
12	6	Balcony-P25	L 3/4"x3/4"x1/8"	PG:18
13	6	Balcony-P26	L 3/4"x3/4"x1/8"	PG:18
14	2	Balcony-P29	L1 1/2" x 1 1/2"x 1/8	PG:19
15	1	Balcony-P30	L1 1/2" x 1 1/2"x 1/8	PG:18
16	2	Balcony-P31	L1 1/2" x 1 1/2"x 1/8	PG:18
17	1	Balcony-P32	L1 1/2" x 1 1/2"x 1/8	PG:18
18	1	Balcony-P33	L1 3/4" x 1 3/4" x 3/16"	PG:17
19	2	Balcony-P34	L1 3/4" x 1 3/4" x 3/16"	PG:19
20	2	Balcony-P35	L1 3/4" x 1 3/4" x 3/16"	PG:19
21	1	Balcony-P36	L1 3/4" x 1 3/4" x 3/16"	PG:19
22	1	Balcony-P82	L1 3/4" x 1 3/4" x 3/16"	PG:19
23	1	Balcony-P86.02	L1 3/4" x 1 3/4" x 3/16"	PG:20
24	2	Balcony-P41	L3 1/2 x 3 1/2 x 5/16"	PG:17
25	1	Balcony-P42	L3 1/2 x 3 1/2 x 5/16"	PG:17
26	1	Balcony-P44	MC8 x 8.5	PG:17
27	1	Balcony-P45	MC8 x 8.5	PG:17
28	1	Balcony-P48	MC8 x 8.5	PG:17
29	2	Balcony-P55	PL 1"x75 3/16"x1/2"	PG:16
30	1	Balcony-P64	PL 75 3/16"x14 3/4"x1/2"	PG:16
32	1	Balcony-P60	PL 8" x 1 7/8" x 1/4"	PG:15
31	1	Balcony-P89	PL 8" x 1.87" x 1/8"	PG:15
33	6	Balcony-P70	Round Bars Ø 0.125	PG:17
34	6	Balcony-P71	Round Bars Ø 0.125	PG:17
35	6	Balcony-P73	Round Bars Ø 0.125	PG:17
36	2	Balcony-P77	T Bar 1.25" x 1/8"	PG:17
37	2	Balcony-P78	T Bar 1.25" x 1/8"	PG:17
38	2	Balcony-P80	T Bar 1.25" x 1/8"	PG:17



PROPRIETARY AND CONFIDENTIAL
This drawing is CALFAB property. It may not be disclosed to any third party without written approval of CALFAB management. The receipt of this drawing implies that the conditions as mentioned are accepted.

PROJECTION



UNLESS STATED OTHERWISE, ALL DIMENSIONS ARE IN INCH REMOVE ALL BURRS AND SHARP EDGES

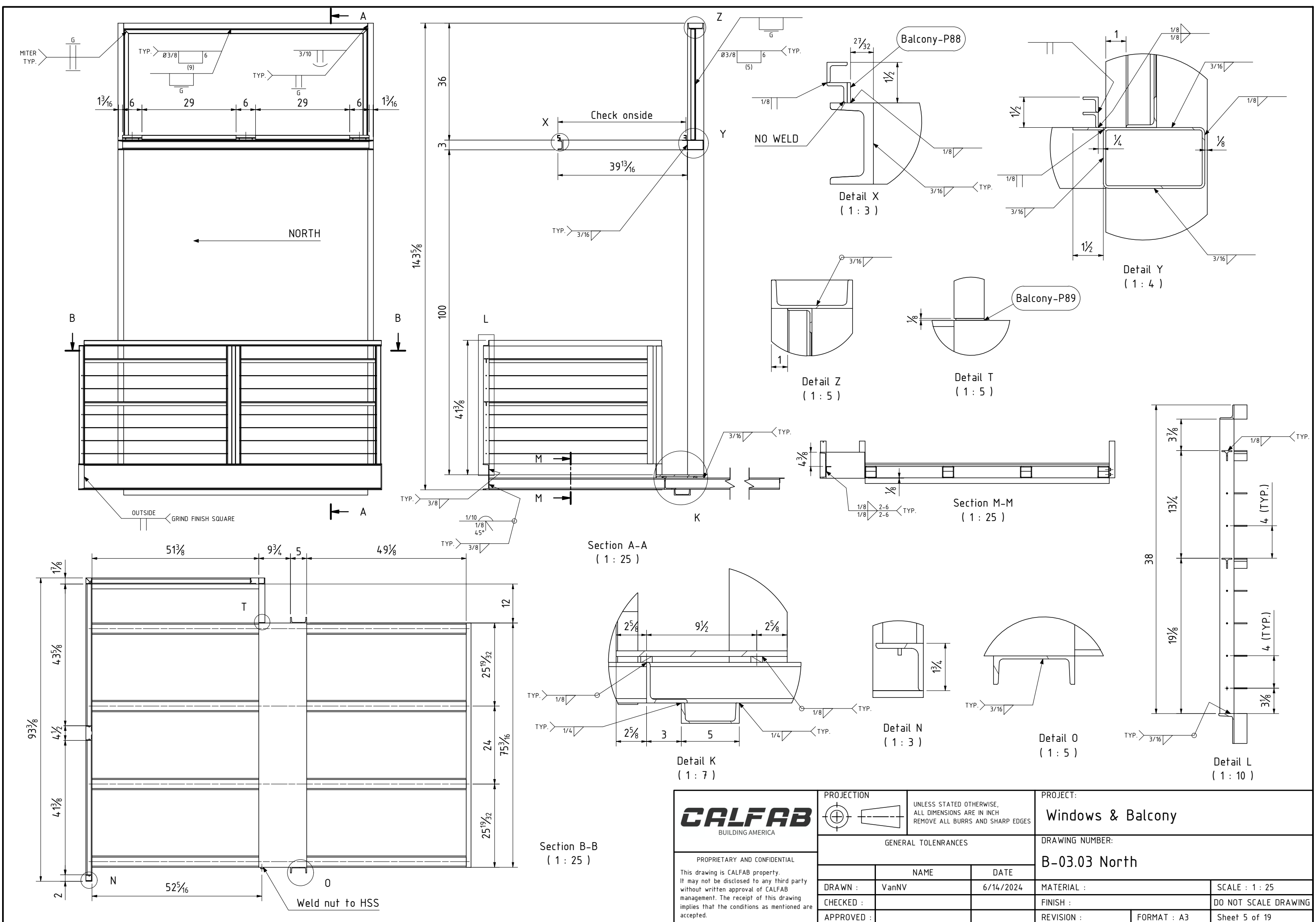
GENERAL TOLERANCES

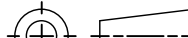
DRAWN :	NAME	DATE
CHECKED :		
APPROVED :		

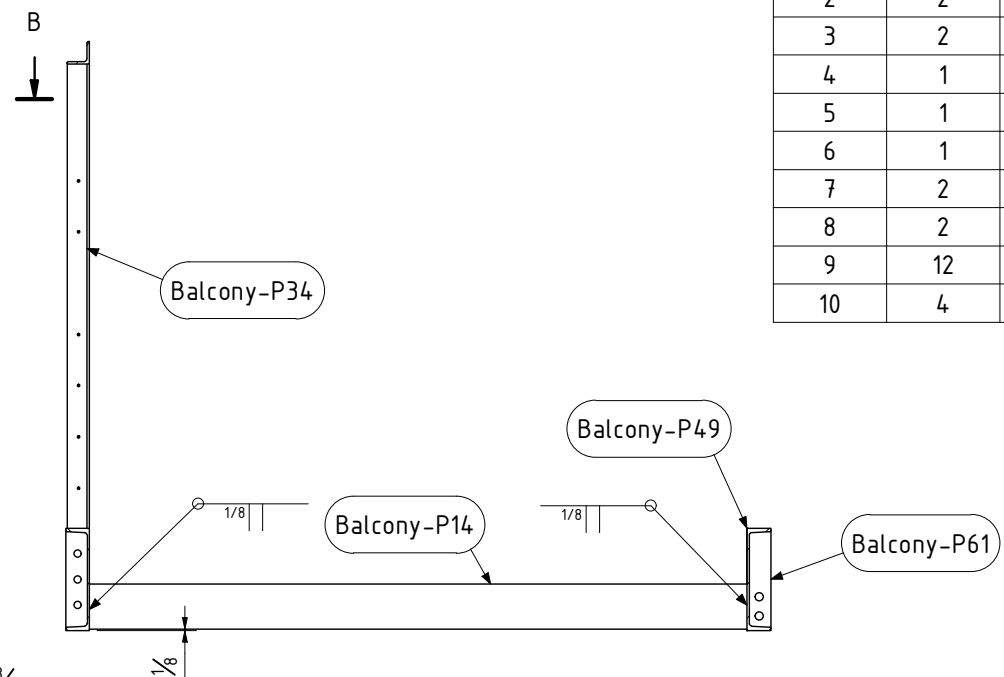
PROJECT:
Windows & Balcony

DRAWING NUMBER:
B-03.03 North

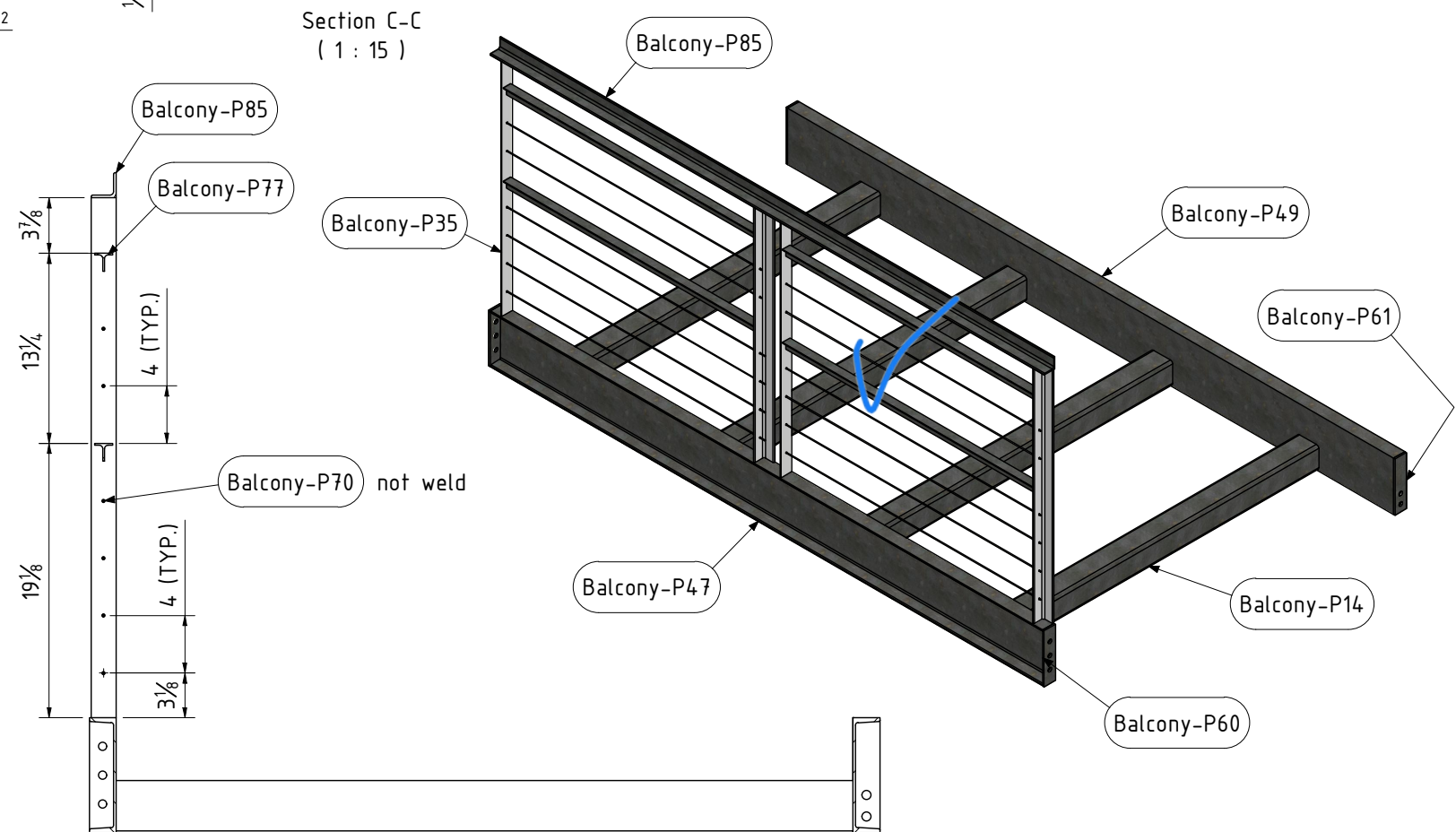
MATERIAL :	SCALE : 1 : 20
FINISH :	DO NOT SCALE DRAWING
REVISION :	FORMAT : A3
	Sheet 4 of 19



<div><div>CALFAB</div><div>BUILDING AMERICA</div></div> <div>PROPRIETARY AND CONFIDENTIAL</div> <div>This drawing is CALFAB property. It may not be disclosed to any third party without written approval of CALFAB management. The receipt of this drawing implies that the conditions as mentioned are accepted.</div>	<div>PROJECTION</div> <div></div> <div>UNLESS STATED OTHERWISE, ALL DIMENSIONS ARE IN INCH REMOVE ALL BURRS AND SHARP EDGES</div>		<div>PROJECT:</div> <div>Windows & Balcony</div>			
	GENERAL TOLERANCES			DRAWING NUMBER:		
				B-03.03 North		
	DRAWN :	NAME	DATE	MATERIAL :		SCALE : 1 : 25
	CHECKED :			FINISH :		DO NOT SCALE DRAWING
APPROVED :			REVISION :	FORMAT : A3	Sheet 5 of 19	





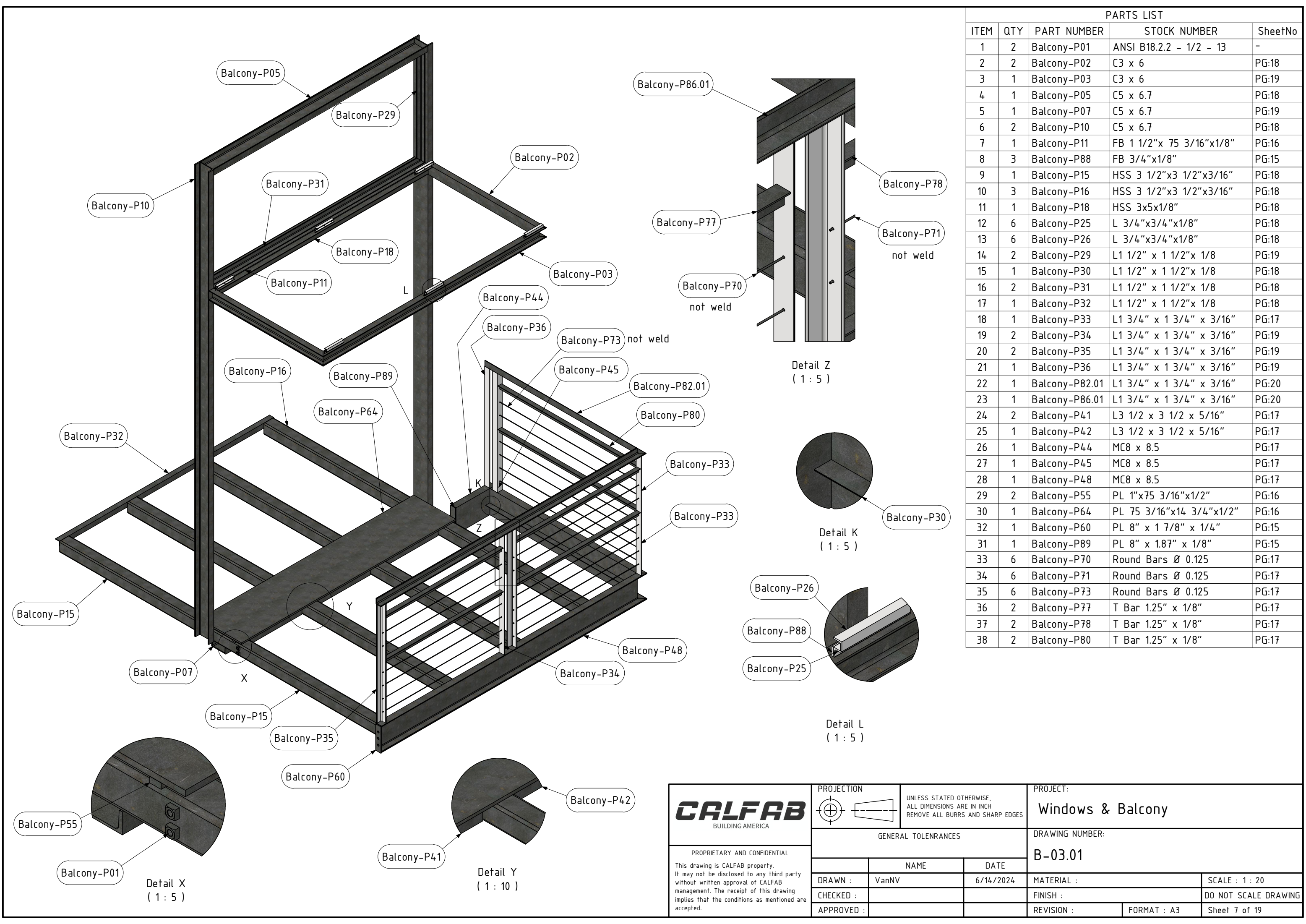
PARTS LIST				
ITEM	QTY	PART NUMBER	STOCK NUMBER	SheetNo
1	4	Balcony-P14	HSS 3 1/2"x3 1/2"x3/16"	PG:18
2	2	Balcony-P34	L1 3/4" x 1 3/4" x 3/16"	PG:19
3	2	Balcony-P35	L1 3/4" x 1 3/4" x 3/16"	PG:19
4	1	Balcony-P85	L1 3/4" x 1 3/4" x 3/16"	PG:17
5	1	Balcony-P47	MC8 x 8.5	PG:17
6	1	Balcony-P49	MC8 x 8.5	PG:17
7	2	Balcony-P60	PL 8" x 1 7/8" x 1/4"	PG:15
8	2	Balcony-P61	PL 8" x 1 7/8" x 1/4"	PG:15
9	12	Balcony-P70	Round Bars Ø 0.125	PG:17
10	4	Balcony-P77	T Bar 1.25" x 1/8"	PG:17




Section B-B
(1 : 15)

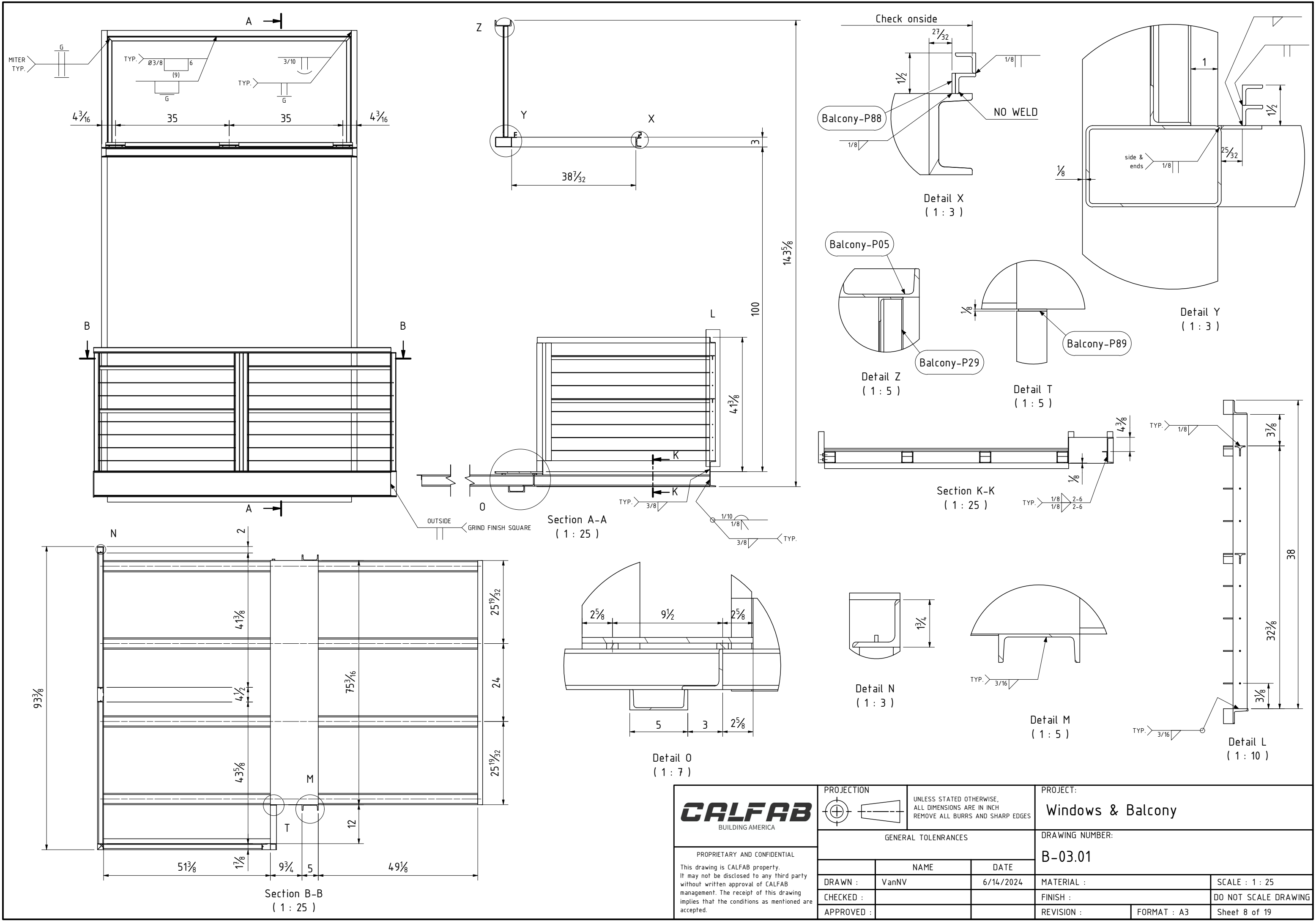
Section A-A
(1 : 12)

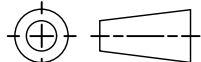
			PROJECT: Windows & Balcony	
	UNLESS STATED OTHERWISE, ALL DIMENSIONS ARE IN INCH REMOVE ALL BURRS AND SHARP EDGES			
	GENERAL TOLERANCES		DRAWING NUMBER: B-03.02 Bridge	
	PROPRIETARY AND CONFIDENTIAL This drawing is CALFAB property. It may not be disclosed to any third party without written approval of CALFAB management. The receipt of this drawing implies that the conditions as mentioned are accepted.		NAME VanNV	DATE 6/14/2024
CHECKED :		FINISH :		DO NOT SCALE DRAWING
APPROVED :		REVISION :		FORMAT : A3 Sheet 6 of 19

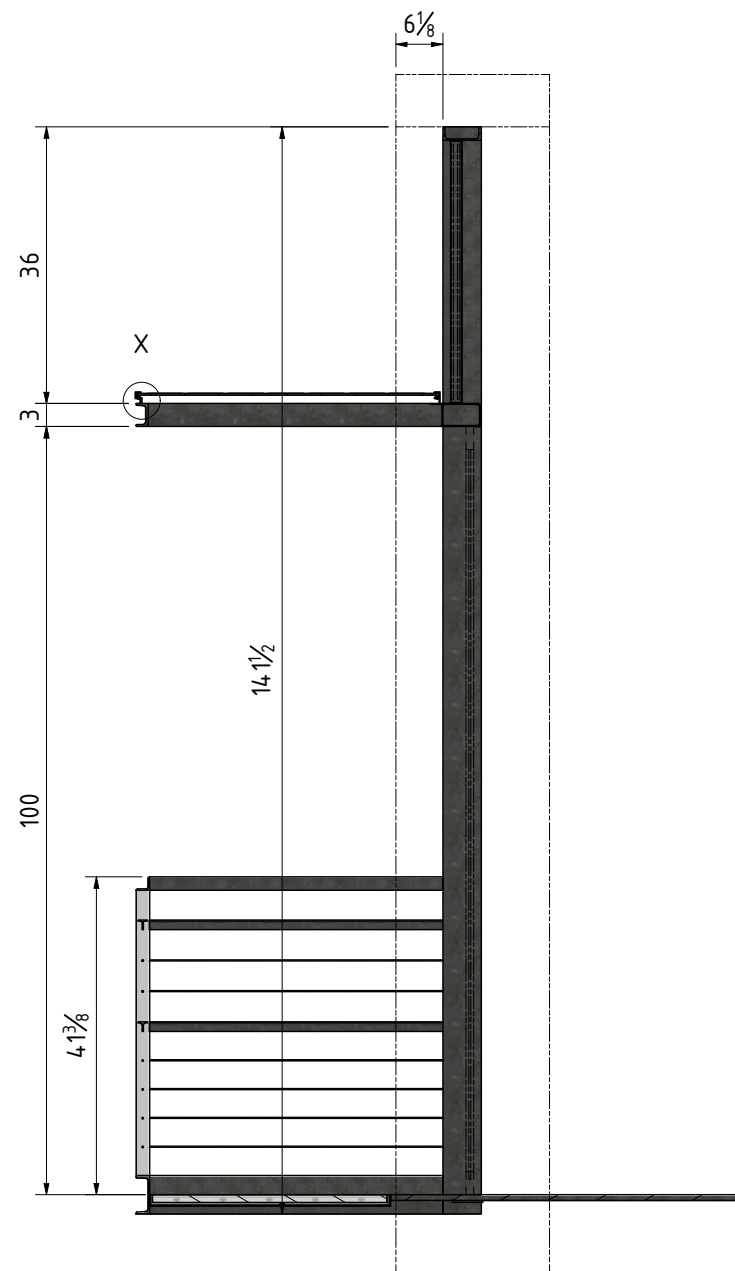



PARTS LIST				
ITEM	QTY	PART NUMBER	STOCK NUMBER	SheetNo
1	2	Balcony-P01	ANSI B18.2.2 - 1/2 - 13	-
2	2	Balcony-P02	C3 x 6	PG:18
3	1	Balcony-P03	C3 x 6	PG:19
4	1	Balcony-P05	C5 x 6.7	PG:18
5	1	Balcony-P07	C5 x 6.7	PG:19
6	2	Balcony-P10	C5 x 6.7	PG:18
7	1	Balcony-P11	FB 1 1/2"x 75 3/16"x1/8"	PG:16
8	3	Balcony-P88	FB 3/4"x1/8"	PG:15
9	1	Balcony-P15	HSS 3 1/2"x3 1/2"x3/16"	PG:18
10	3	Balcony-P16	HSS 3 1/2"x3 1/2"x3/16"	PG:18
11	1	Balcony-P18	HSS 3x5x1/8"	PG:18
12	6	Balcony-P25	L 3/4"x3/4"x1/8"	PG:18
13	6	Balcony-P26	L 3/4"x3/4"x1/8"	PG:18
14	2	Balcony-P29	L1 1/2" x 1 1/2"x 1/8	PG:19
15	1	Balcony-P30	L1 1/2" x 1 1/2"x 1/8	PG:18
16	2	Balcony-P31	L1 1/2" x 1 1/2"x 1/8	PG:18
17	1	Balcony-P32	L1 1/2" x 1 1/2"x 1/8	PG:18
18	1	Balcony-P33	L1 3/4" x 1 3/4" x 3/16"	PG:17
19	2	Balcony-P34	L1 3/4" x 1 3/4" x 3/16"	PG:19
20	2	Balcony-P35	L1 3/4" x 1 3/4" x 3/16"	PG:19
21	1	Balcony-P36	L1 3/4" x 1 3/4" x 3/16"	PG:19
22	1	Balcony-P82.01	L1 3/4" x 1 3/4" x 3/16"	PG:20
23	1	Balcony-P86.01	L1 3/4" x 1 3/4" x 3/16"	PG:20
24	2	Balcony-P41	L3 1/2 x 3 1/2 x 5/16"	PG:17
25	1	Balcony-P42	L3 1/2 x 3 1/2 x 5/16"	PG:17
26	1	Balcony-P44	MC8 x 8.5	PG:17
27	1	Balcony-P45	MC8 x 8.5	PG:17
28	1	Balcony-P48	MC8 x 8.5	PG:17
29	2	Balcony-P55	PL 1"x75 3/16"x1/2"	PG:16
30	1	Balcony-P64	PL 75 3/16"x14 3/4"x1/2"	PG:16
32	1	Balcony-P60	PL 8" x 1 7/8" x 1/4"	PG:15
31	1	Balcony-P89	PL 8" x 1.87" x 1/8"	PG:15
33	6	Balcony-P70	Round Bars Ø 0.125	PG:17
34	6	Balcony-P71	Round Bars Ø 0.125	PG:17
35	6	Balcony-P73	Round Bars Ø 0.125	PG:17
36	2	Balcony-P77	T Bar 1.25" x 1/8"	PG:17
37	2	Balcony-P78	T Bar 1.25" x 1/8"	PG:17
38	2	Balcony-P80	T Bar 1.25" x 1/8"	PG:17

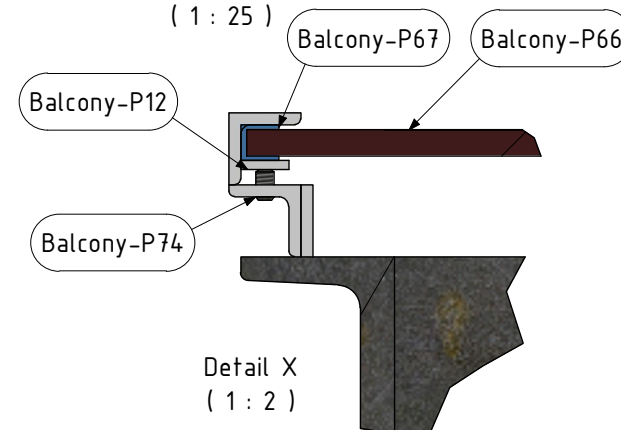
<div><div>CALFAB</div><div>BUILDING AMERICA</div></div>	PROJECTION		UNLESS STATED OTHERWISE, ALL DIMENSIONS ARE IN INCH REMOVE ALL BURRS AND SHARP EDGES		PROJECT: Windows & Balcony		
							
PROPRIETARY AND CONFIDENTIAL This drawing is CALFAB property. It may not be disclosed to any third party without written approval of CALFAB management. The receipt of this drawing implies that the conditions as mentioned are accepted.	GENERAL TOLERANCES				DRAWING NUMBER: B-03.01		
		NAME	DATE				
	DRAWN :	VanNV	6/14/2024	MATERIAL :		SCALE : 1 : 20	
	CHECKED :			FINISH :		DO NOT SCALE DRAWING	
	APPROVED :			REVISION :	FORMAT : A3	Sheet 7 of 19	



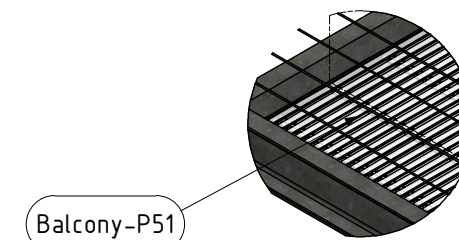
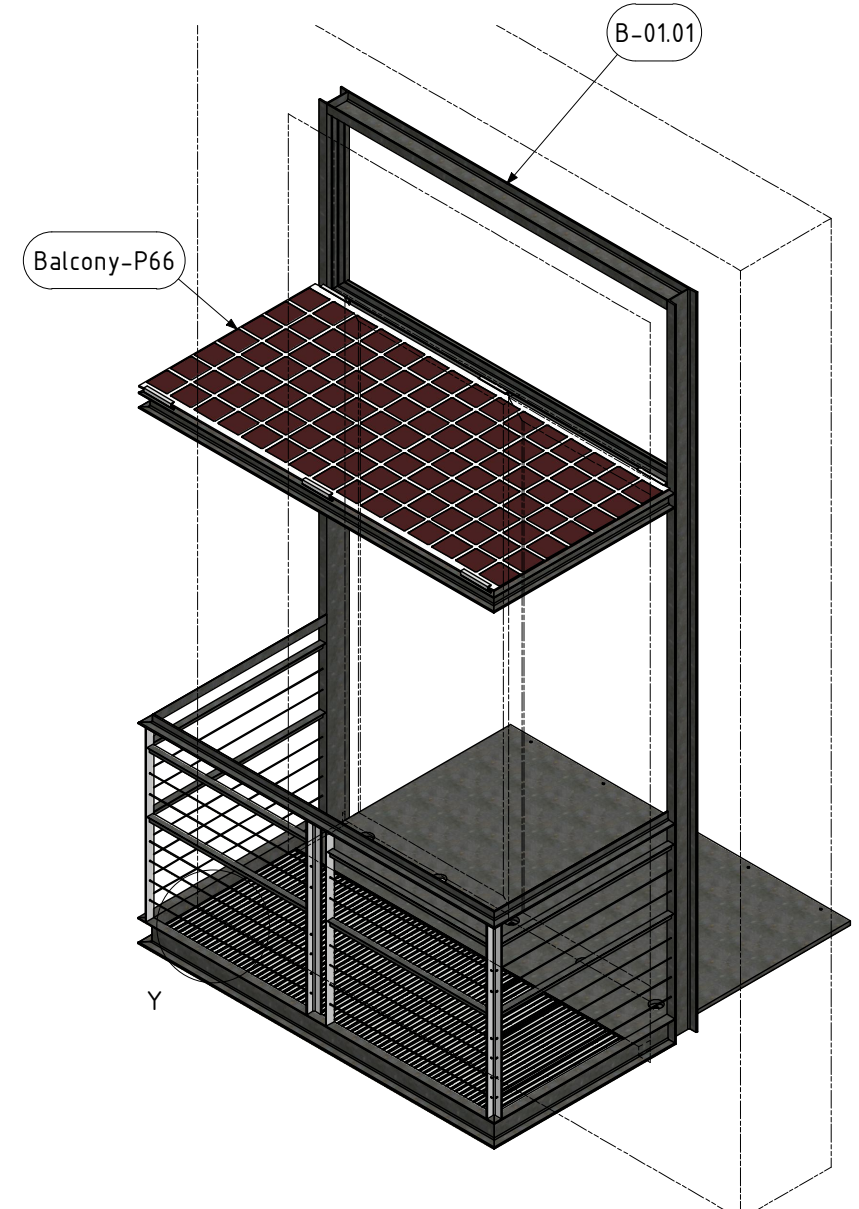
<div><div>CALFAB</div><div>BUILDING AMERICA</div></div> <div>PROPRIETARY AND CONFIDENTIAL</div> <div>This drawing is CALFAB property. It may not be disclosed to any third party without written approval of CALFAB management. The receipt of this drawing implies that the conditions as mentioned are accepted.</div>	<div>PROJECTION</div> <div></div>		<div>UNLESS STATED OTHERWISE, ALL DIMENSIONS ARE IN INCH REMOVE ALL BURRS AND SHARP EDGES</div>		<div>PROJECT:</div> <div>Windows & Balcony</div>	
	GENERAL TOLERANCES				<div>DRAWING NUMBER:</div> <div>B-03.01</div>	
		NAME	DATE			
	DRAWN :	VanNV	6/14/2024	MATERIAL :		SCALE : 1 : 25
	CHECKED :			FINISH :		DO NOT SCALE DRAWING
APPROVED :			REVISION :	FORMAT : A3	Sheet 8 of 19	



Section A-A
(1 : 25)



Detail X
(1 : 2)



Detail Y
(1 : 15)

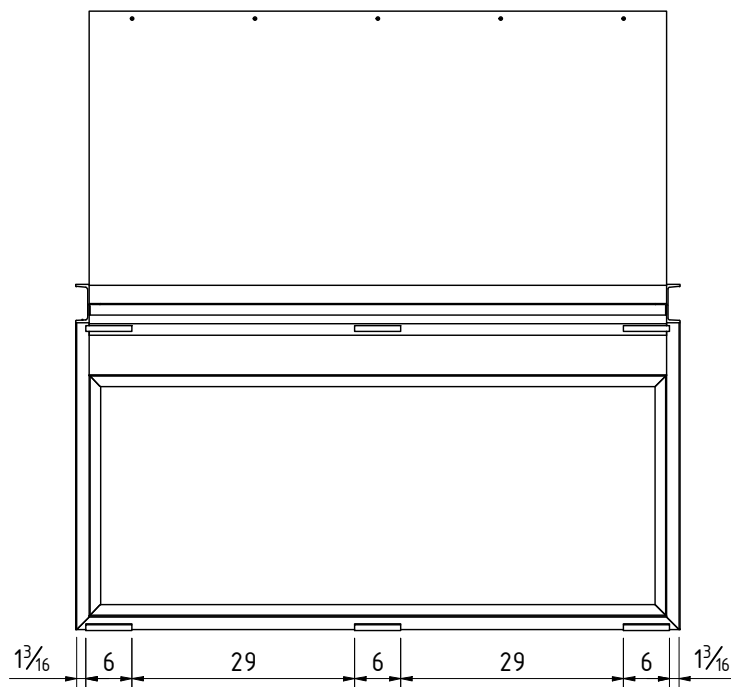
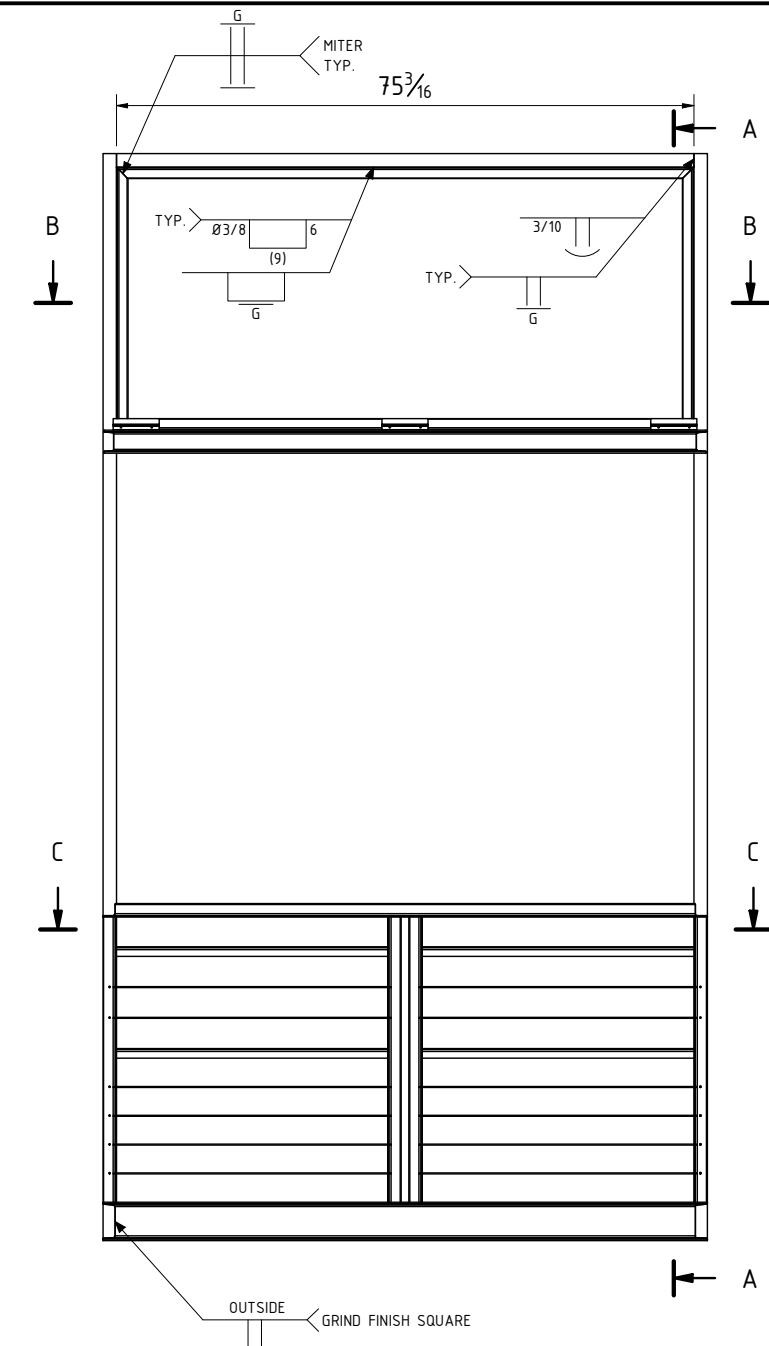
PARTS LIST

ITEM	QTY	PART NUMBER	STOCK NUMBER	SheetNo
1	6	Balcony-P12	Flat Bar 1/2" x 12ga	PG:15
2	1	Balcony-P51	McNichols MS-I-4010 - 01	-
3	1	Balcony-P66	Prism Solar BN72-3	-
4	6	Balcony-P67	RC-10270-6.3 EPDM	-
5	12	Balcony-P74	Setscrow 10-24x 3/8"	-
6	1	B-01.01	Weldment	PG:11

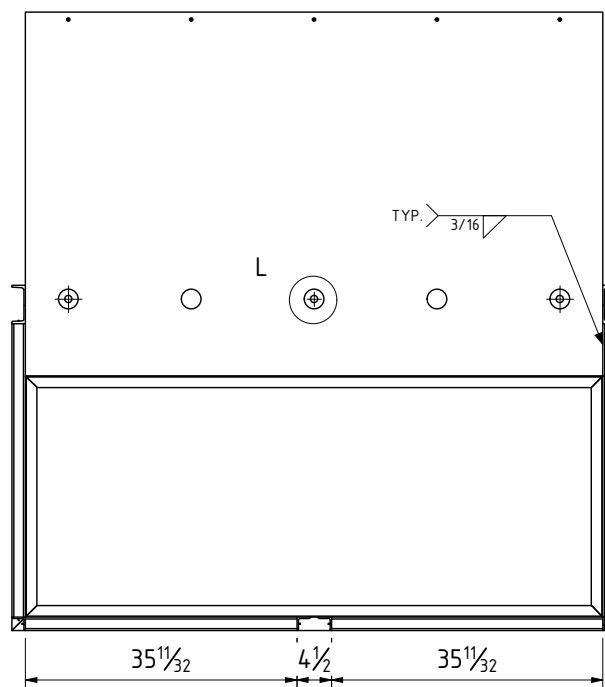
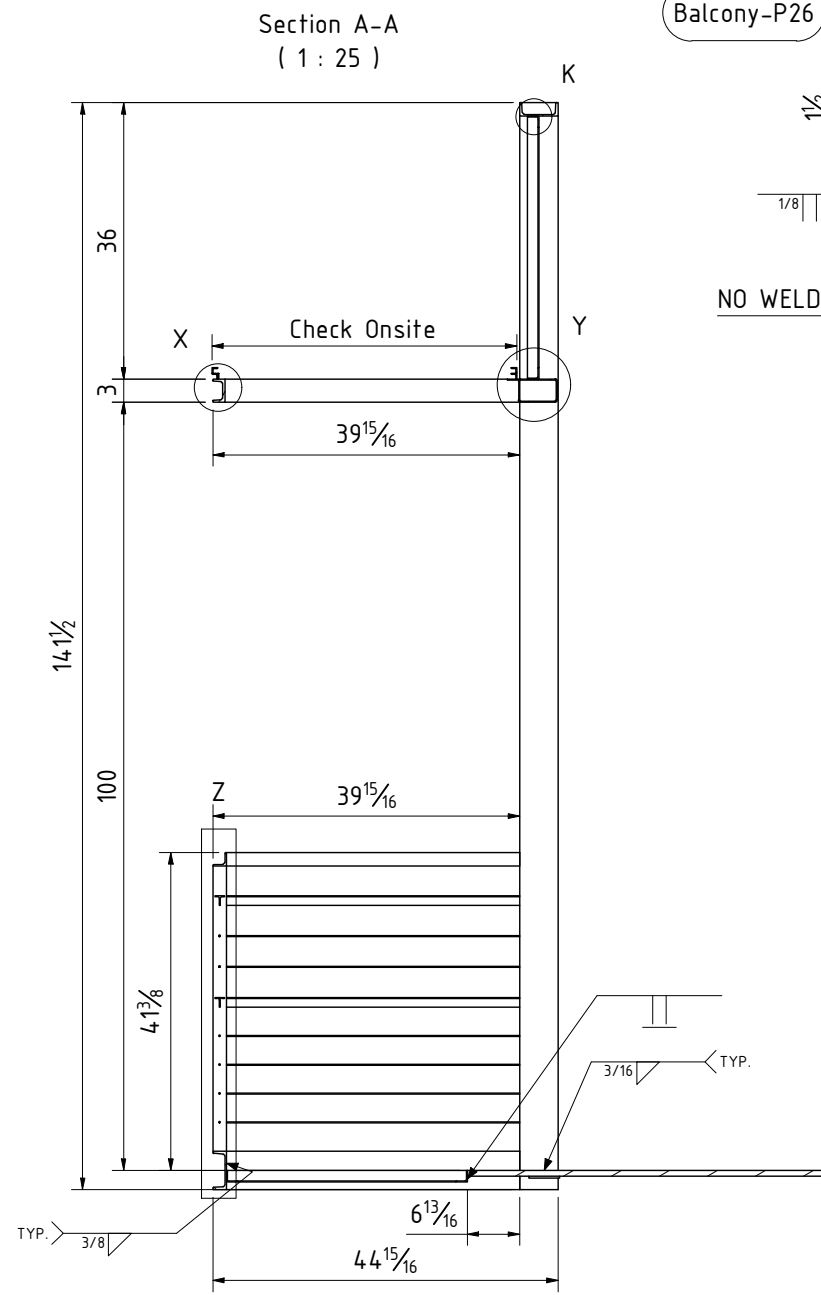
<div><div>CALFAB</div><div>BUILDING AMERICA</div></div>	PROJECTION		UNLESS STATED OTHERWISE, ALL DIMENSIONS ARE IN INCH REMOVE ALL BURRS AND SHARP EDGES		PROJECT: Windows & Balcony	
	GENERAL TOLERANCES				DRAWING NUMBER: B-01	
PROPRIETARY AND CONFIDENTIAL This drawing is CALFAB property. It may not be disclosed to any third party without written approval of CALFAB management. The receipt of this drawing implies that the conditions as mentioned are accepted.		NAME	DATE			
	DRAWN :	VanNV	6/14/2024	MATERIAL :	SCALE : 1 : 25	
	CHECKED :			FINISH :	DO NOT SCALE DRAWING	
	APPROVED :			REVISION :	FORMAT : A3	Sheet 9 of 19

PROPRIETARY AND CONFIDENTIAL

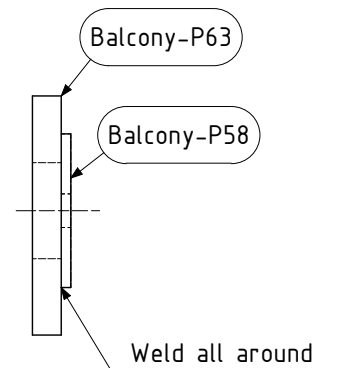
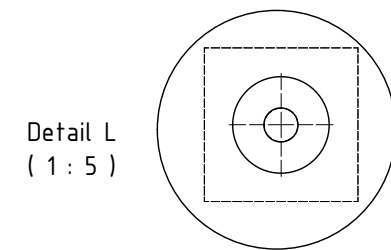
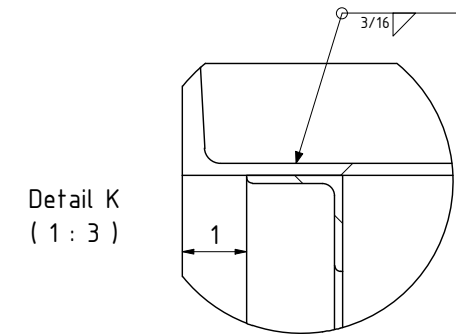
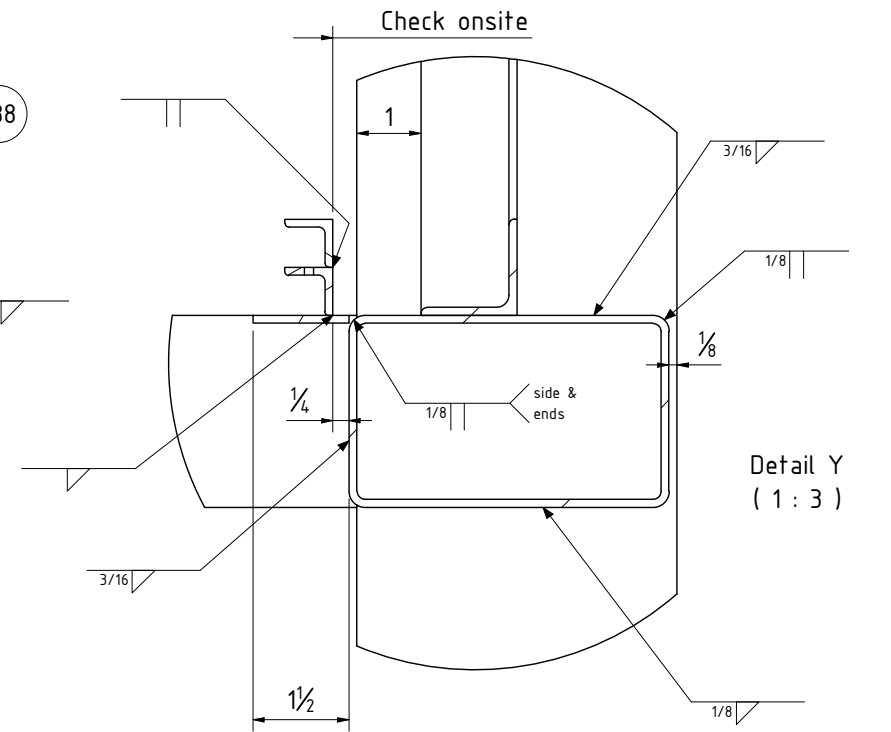
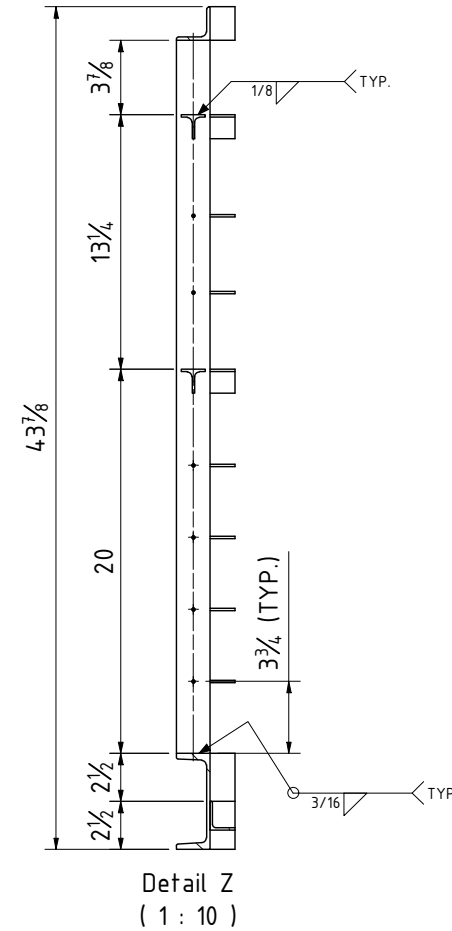
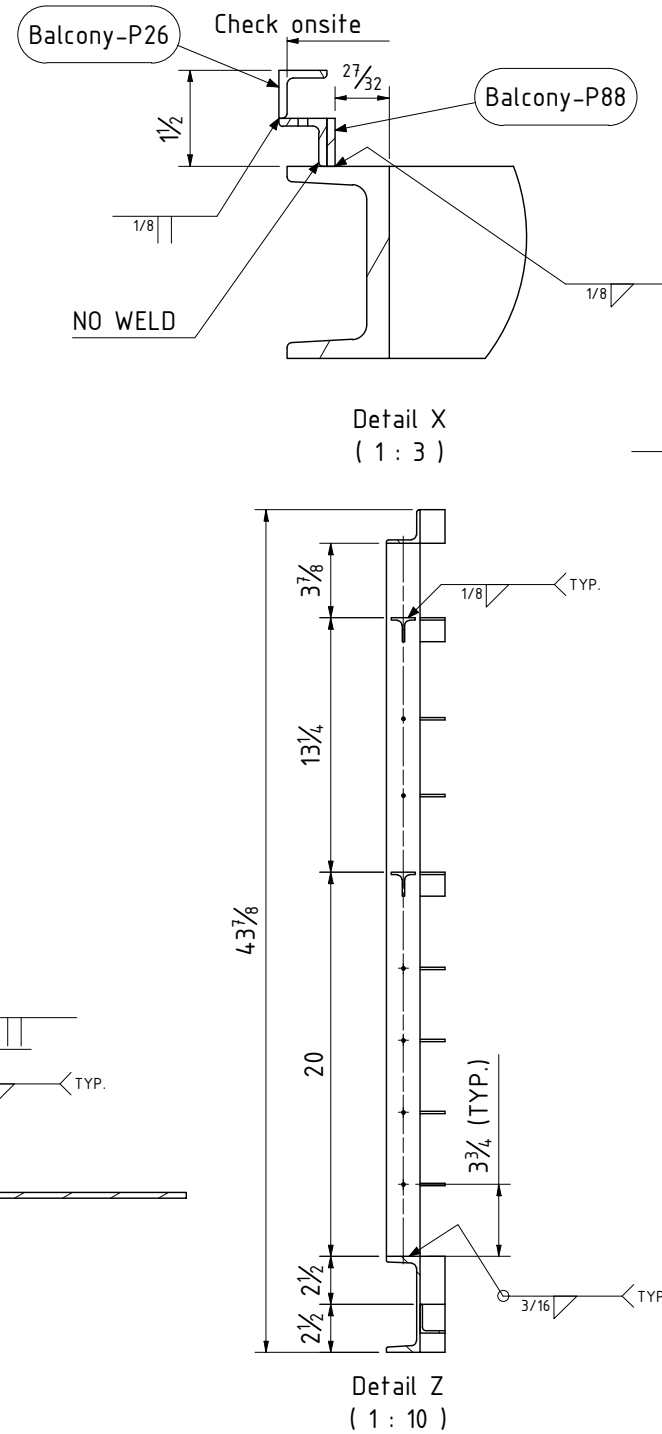
This drawing is CALFAB property. It may not be disclosed to any third party without written approval of CALFAB management. The receipt of this drawing implies that the conditions as mentioned are accepted.

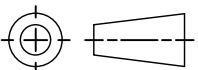


Section B-B
(1 : 25)



Section C-C
(1 : 25)

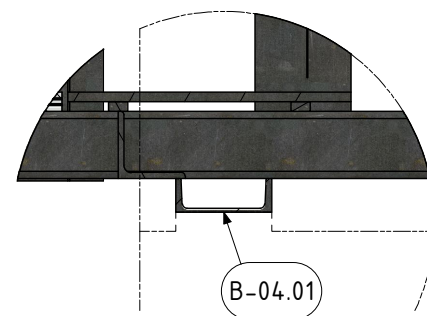
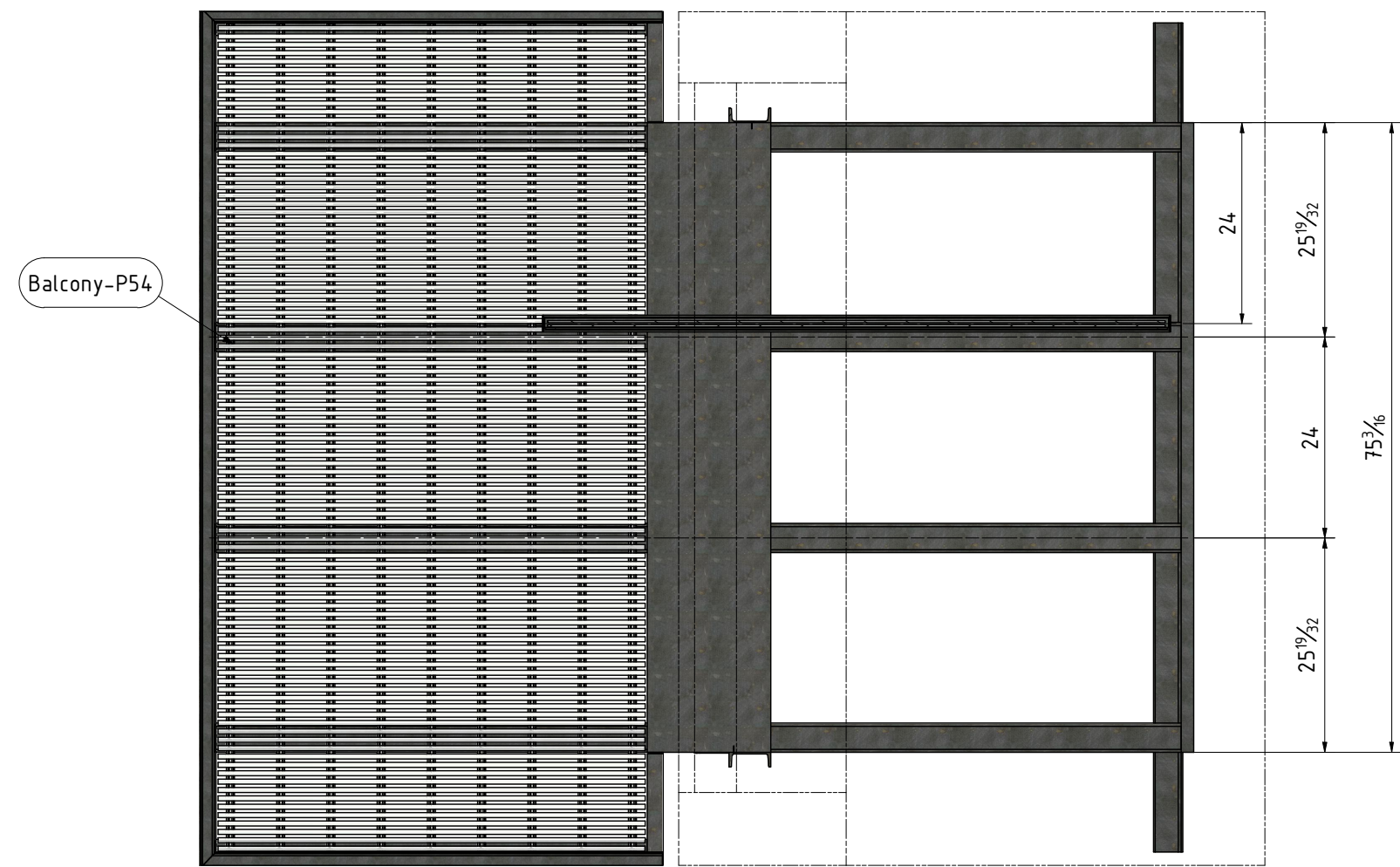
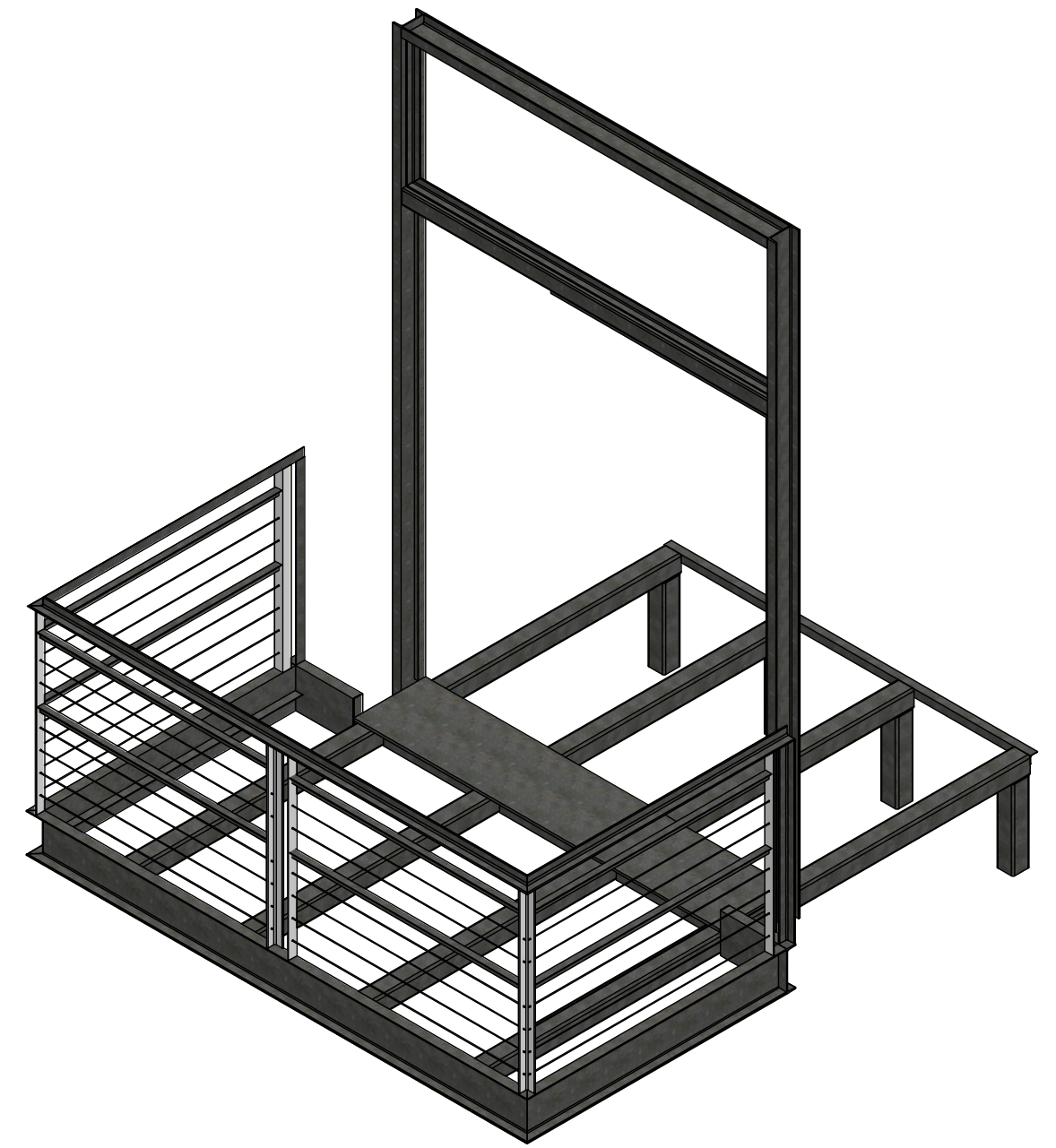
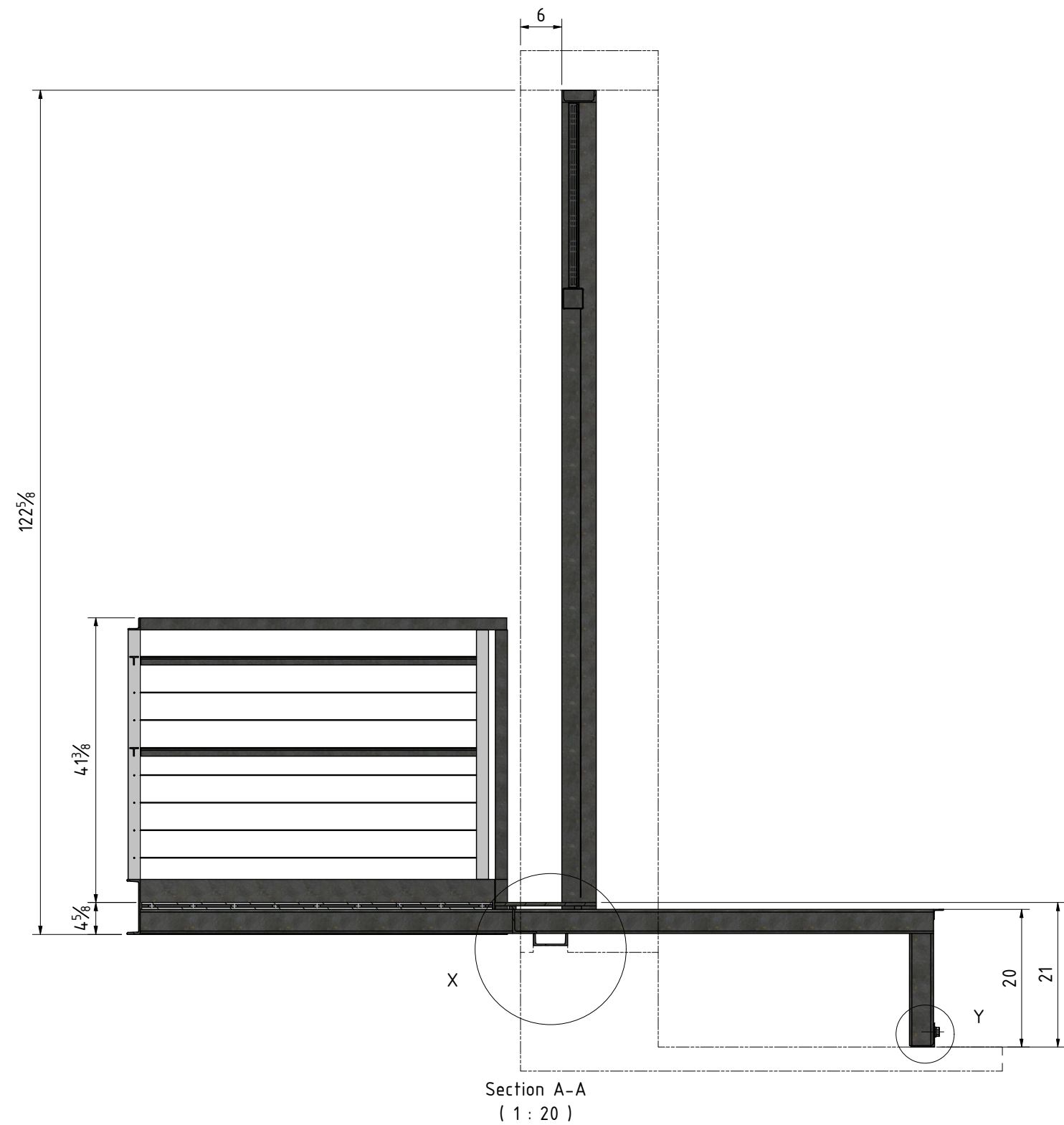
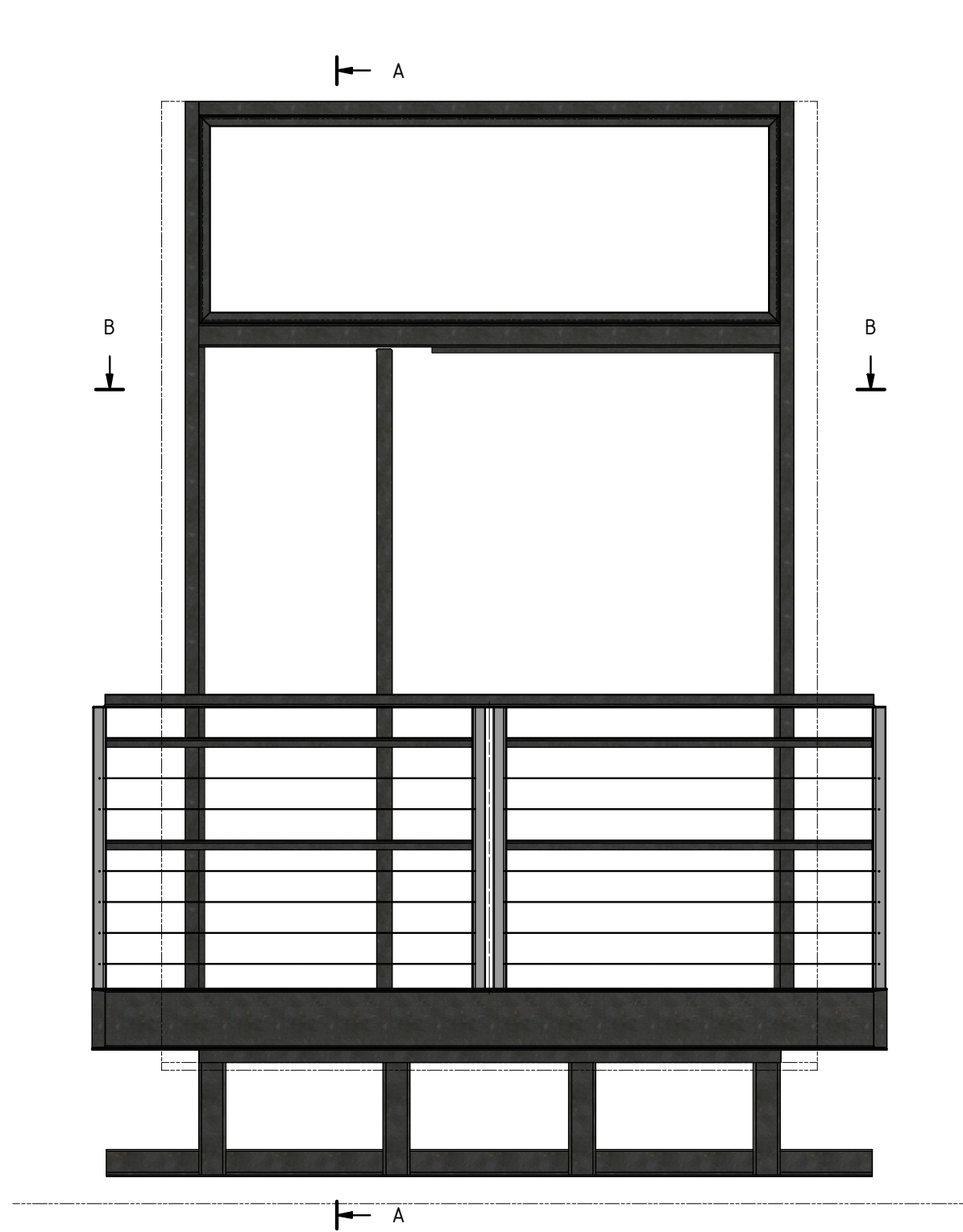


<div><div>CALFAB</div><div>BUILDING AMERICA</div></div> <div>PROPRIETARY AND CONFIDENTIAL</div> <div>This drawing is CALFAB property. It may not be disclosed to any third party without written approval of CALFAB management. The receipt of this drawing implies that the conditions as mentioned are accepted.</div>	<div>PROJECTION</div> <div></div> <div>UNLESS STATED OTHERWISE, ALL DIMENSIONS ARE IN INCH REMOVE ALL BURRS AND SHARP EDGES</div>		<div>PROJECT:</div> <div>Windows & Balcony</div>			
	GENERAL TOLERANCES			DRAWING NUMBER: <div>B-01.01</div>		
		NAME	DATE			
	DRAWN :	VanNV	6/14/2024	MATERIAL :		SCALE : 1 : 25
	CHECKED :			FINISH :		DO NOT SCALE DRAWING
APPROVED :			REVISION :	FORMAT : A3	Sheet 11 of 19	

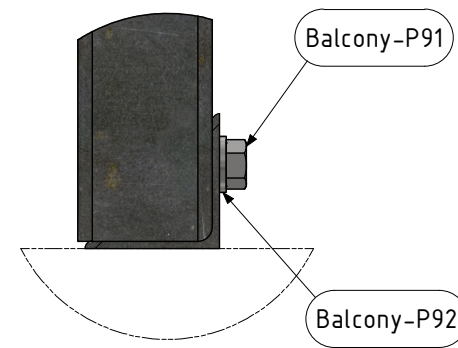
SCALE : 1 : 25

DO NOT SCALE DRAWING

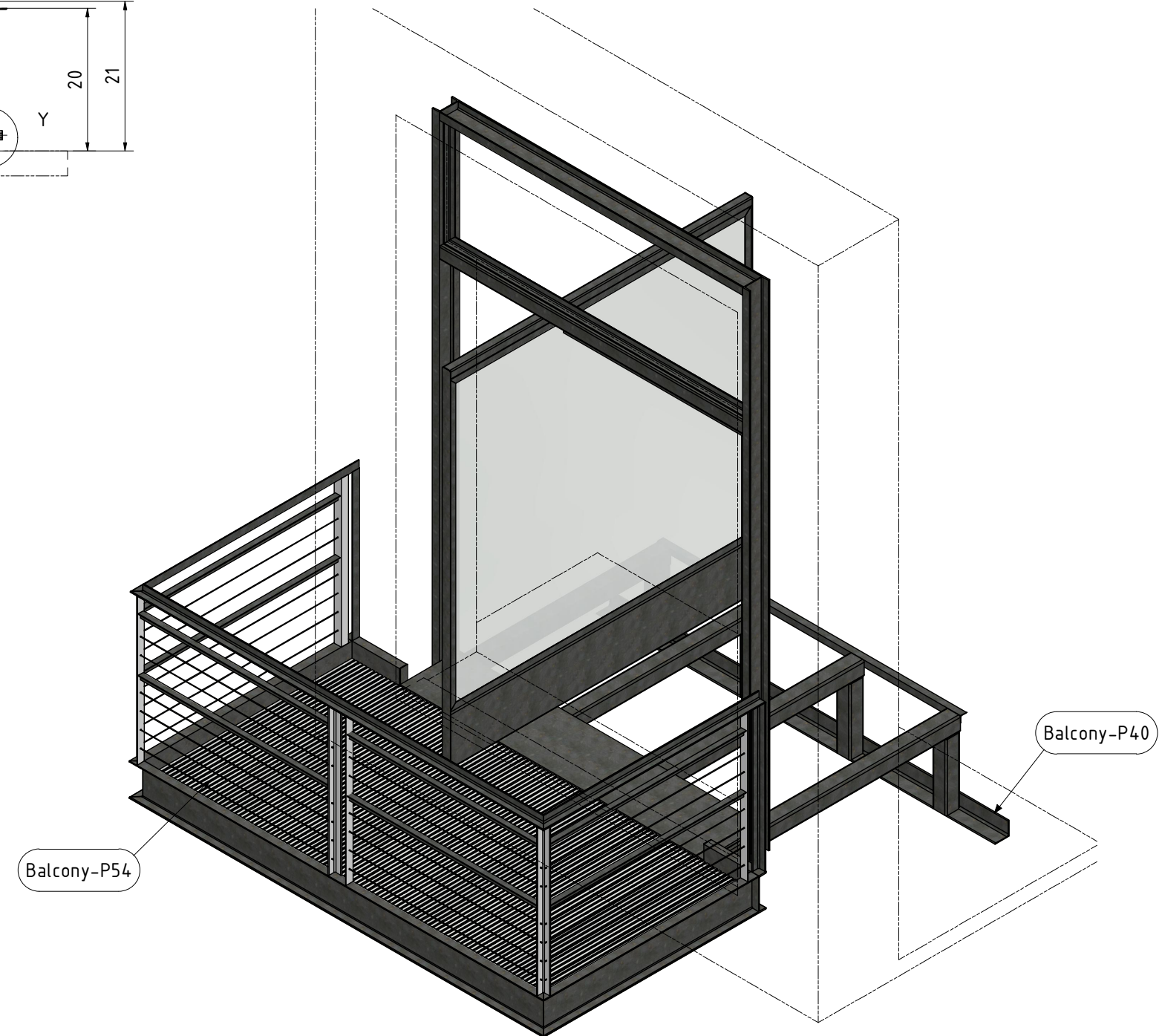
Sheet 11 of 19



Detail X
(1 : 10)

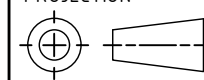


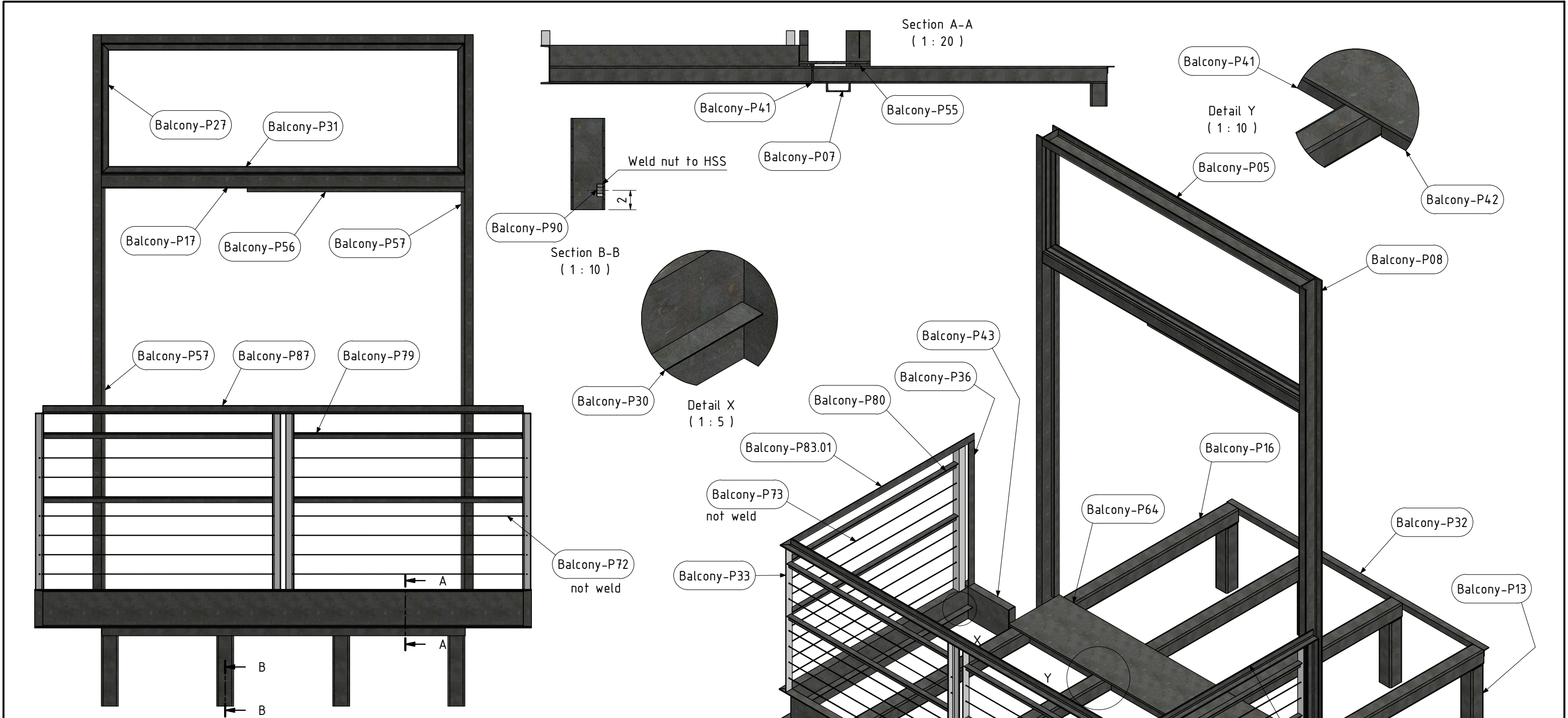
Detail Y
(1 : 5)



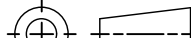
Section B-B
(1 : 20)

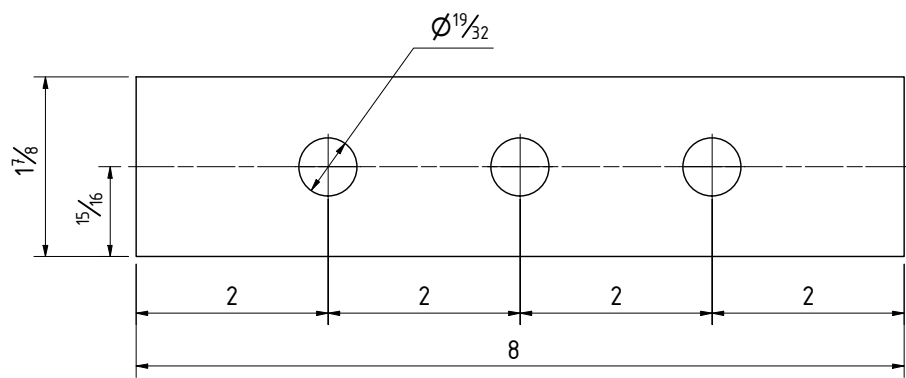
PARTS LIST				
ITEM	QTY	PART NUMBER	STOCK NUMBER	SheetNo
1	4	Balcony-P91	ANSI/ASME B18.2.1 - 3/4-16 UNF - 1.5	-
2	4	Balcony-P92	ASTM F436 - 3/4, CW	-
3	1	Balcony-P40	L3 1/2" x 3 1/2" x 3/16"	PG:18
4	1	Balcony-P54	McNichols MS-L-4010 - 04	-
5	1	B-04.01	Weldment	PG:14

<div>CALFAB</div> <div>BUILDING AMERICA</div> <div>PROPRIETARY AND CONFIDENTIAL</div> <div>This drawing is CALFAB property. It may not be disclosed to any third party without written approval of CALFAB management. The receipt of this drawing implies that the conditions as mentioned are accepted.</div>	<div>PROJECTION</div> <div></div>		<div>UNLESS STATED OTHERWISE, ALL DIMENSIONS ARE IN INCH REMOVE ALL BURRS AND SHARP EDGES</div>		<div>PROJECT:</div> <div>Windows & Balcony</div>		
	<div>DRAWING NUMBER:</div> <div>B-04</div>						
	<div>GENERAL TOLERANCES</div>						
		NAME		DATE			
	DRAWN :	VanNV		6/14/2024		MATERIAL :	SCALE : 1 : 25
CHECKED :					FINISH :	DO NOT SCALE DRAWING	
APPROVED :					REVISION :	FORMAT : A2	
						Sheet 12 of 19	

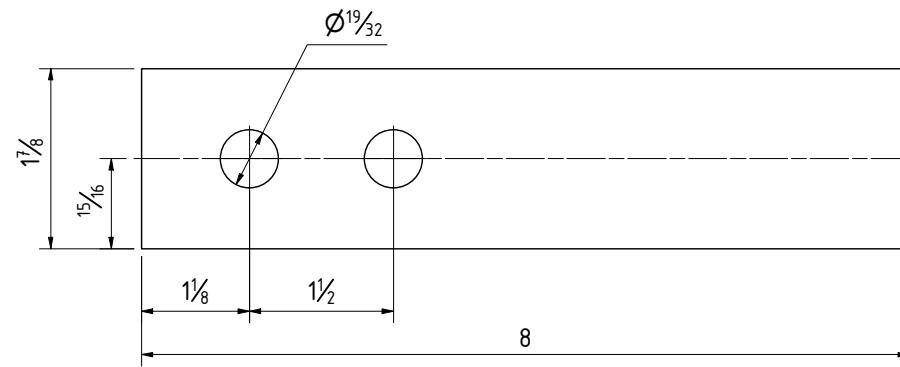


PARTS LIST					PARTS LIST				
ITEM	QTY	PART NUMBER	STOCK NUMBER	SheetNo	ITEM	QTY	PART NUMBER	STOCK NUMBER	SheetNo
1	4	Balcony-P90	ANSI B18.2.2 - 3_4	-	17	1	Balcony-P83.01	L1 3/4" x 1 3/4" x 3/16"	PG:20
2	1	Balcony-P05	C5 x 6.7	PG:18	18	1	Balcony-P87	L1 3/4" x 1 3/4" x 3/16"	PG:17
3	1	Balcony-P07	C5 x 6.7	PG:19	19	2	Balcony-P41	L3 1/2 x 3 1/2 x 5/16"	PG:17
4	2	Balcony-P08	C5 x 6.7	PG:18	20	1	Balcony-P42	L3 1/2 x 3 1/2 x 5/16"	PG:17
5	4	Balcony-P13	HSS 3 1/2"x3 1/2"x3/16"	PG:18	21	2	Balcony-P43	MC8 x 8.5	PG:19
6	4	Balcony-P16	HSS 3 1/2"x3 1/2"x3/16"	PG:18	22	2	Balcony-P46	MC8 x 8.5	PG:19
7	1	Balcony-P17	HSS 3x3x1/8"	PG:18	23	1	Balcony-P50	MC8 x 8.5	PG:17
8	2	Balcony-P27	L1 1/2" x 1 1/2"x 1/8	PG:18	24	2	Balcony-P55	PL 1"x75 3/16"x1/2"	PG:16
9	2	Balcony-P30	L1 1/2" x 1 1/2"x 1/8	PG:18	25	1	Balcony-P56	PL 3/4"x45"x1/16"	PG:16
10	2	Balcony-P31	L1 1/2" x 1 1/2"x 1/8	PG:18	26	2	Balcony-P57	PL 3/4"x86 1/4"x1/16"	PG:16
11	1	Balcony-P32	L1 1/2" x 1 1/2"x 1/8	PG:18	27	1	Balcony-P64	PL 75 3/16"x14 3/4"x1/2"	PG:16
12	2	Balcony-P33	L1 3/4" x 1 3/4" x 3/16"	PG:17	28	2	Balcony-P89	PL 8" x 1.87" x 1/8"	PG:15
13	2	Balcony-P34	L1 3/4" x 1 3/4" x 3/16"	PG:19	29	12	Balcony-P72	Round Bars Ø 0.125	PG:17
14	2	Balcony-P35	L1 3/4" x 1 3/4" x 3/16"	PG:19	30	12	Balcony-P73	Round Bars Ø 0.125	PG:17
15	2	Balcony-P36	L1 3/4" x 1 3/4" x 3/16"	PG:19	31	4	Balcony-P79	T Bar 1.25" x 1/8"	PG:17
16	1	Balcony-P83	L1 3/4" x 1 3/4" x 3/16"	PG:17	32	4	Balcony-P80	T Bar 1.25" x 1/8"	PG:17

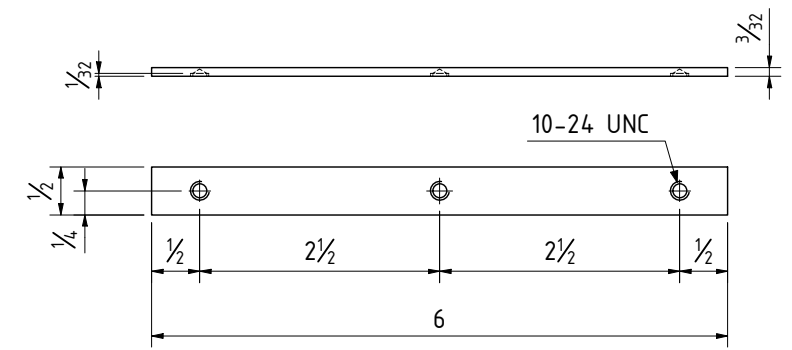
<div><div>CALFAB</div><div>BUILDING AMERICA</div></div>	PROJECTION		UNLESS STATED OTHERWISE, ALL DIMENSIONS ARE IN INCH REMOVE ALL BURRS AND SHARP EDGES		PROJECT:		
					Windows & Balcony		
<div>PROPRIETARY AND CONFIDENTIAL</div> <div>This drawing is CALFAB property. It may not be disclosed to any third party without written approval of CALFAB management. The receipt of this drawing implies that the conditions as mentioned are accepted.</div>	GENERAL TOLERANCES				DRAWING NUMBER:		
					B-04.01		
		NAME	DATE				
	DRAWN :	VanNV	6/14/2024		MATERIAL :		SCALE : 1 : 20
	CHECKED :				FINISH :		DO NOT SCALE DRAWING
APPROVED :				REVISION :		FORMAT : A3	Sheet 13 of 19



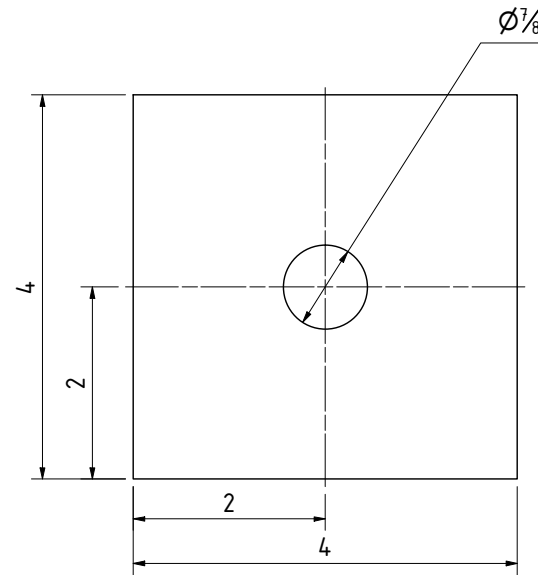
Balcony-P60 | PL 8" x 1 7/8" x 1/4"
MATERIAL: Steel A36 - QTY REQ'D: 4



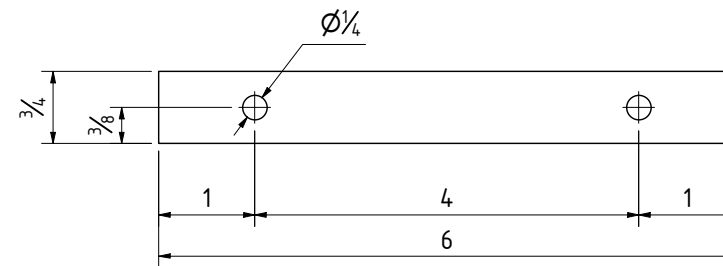
Balcony-P61 | PL 8" x 1 7/8" x 1/4"
MATERIAL: Steel A36 - QTY REQ'D: 2



Balcony-P12 | Flat Bar 1/2" x 12ga
MATERIAL: Steel A36 - QTY REQ'D: 24



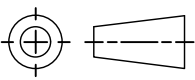
Balcony-P58 | PL 4" x 4" x 1"
MATERIAL: Steel A36 - QTY REQ'D: 8

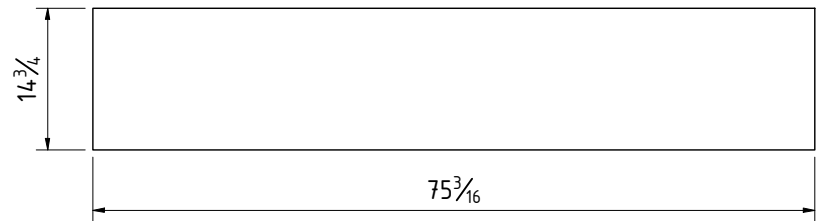


Balcony-P88 | FB 3/4"x1/8"
MATERIAL: Steel A36 - QTY REQ'D: 12

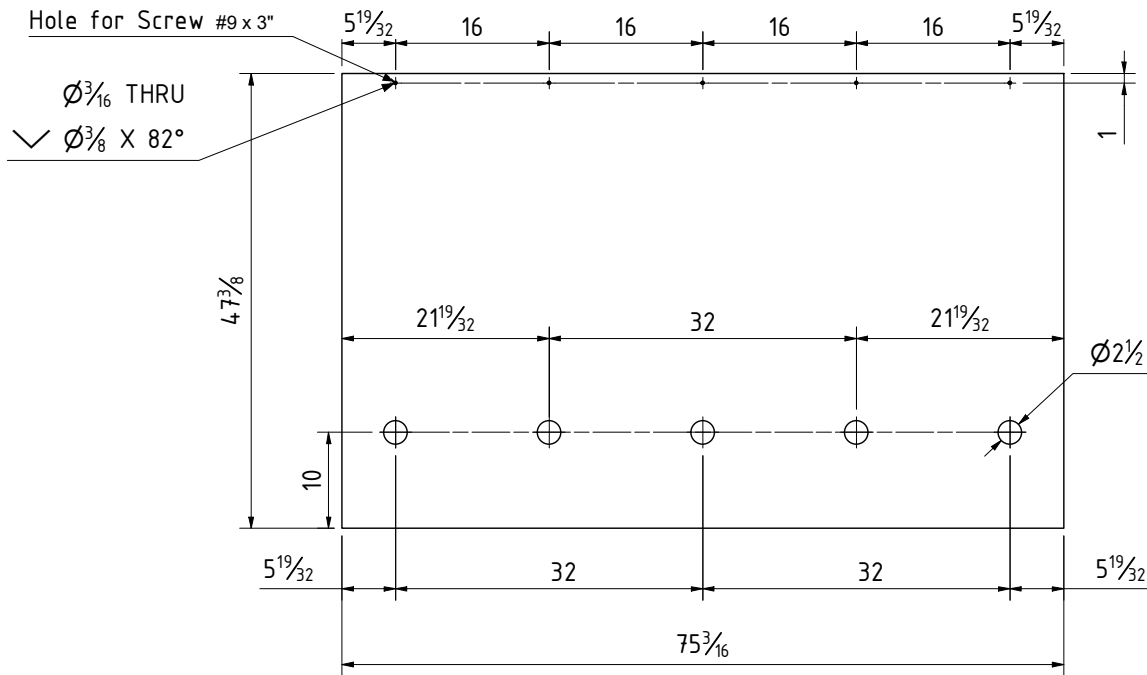


Balcony-P89 | PL 8" x 1.87" x 1/8"
MATERIAL: Steel A36 - QTY REQ'D: 4

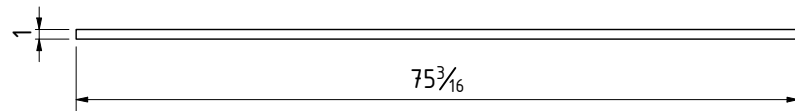
<div><div>CALFAB</div><div>BUILDING AMERICA</div></div> <div>PROPRIETARY AND CONFIDENTIAL</div> <div>This drawing is CALFAB property. It may not be disclosed to any third party without written approval of CALFAB management. The receipt of this drawing implies that the conditions as mentioned are accepted.</div>	<div>PROJECTION</div> <div></div> <div>UNLESS STATED OTHERWISE, ALL DIMENSIONS ARE IN MM REMOVE ALL BURRS AND SHARP EDGES</div>		<div>PROJECT:</div> <div>Windows & Balcony</div>			
	<div>GENERAL TOLERANCES</div> <div>X ± 0.1mm X° ± 0.5° X.X ± 0.05mm X.X° ± 0.25°</div>			<div>DRAWING NUMBER:</div> <div>Balcony - Parts</div>		
		<div>NAME</div> <div>VanNV</div>	<div>DATE</div> <div>6/14/2024</div>	<div>MATERIAL : Steel A36</div>		<div>SCALE : 1 : 2</div>
		<div>CHECKED :</div>		<div>FINISH :</div>		<div>DO NOT SCALE DRAWING</div>
		<div>APPROVED :</div>		<div>REVISION :</div>	<div>FORMAT : A3</div>	<div>Sheet 15 of 19</div>



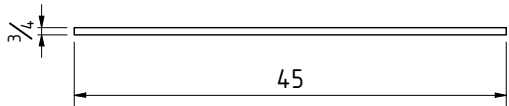
Balcony-P64 | PL 75 3/16"x14 3/4"x1/2"
MATERIAL: Steel A36 - QTY REQ'D: 3



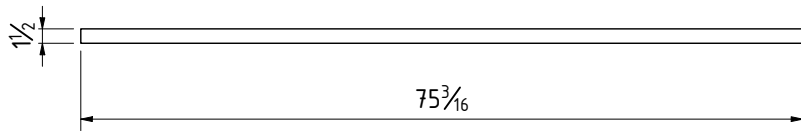
Balcony-P63 | PL 75 3/16" x 47 3/8" x 3/4"
MATERIAL: Steel A36 - QTY REQ'D: 2




Balcony-P55 | PL 1"x75 3/16"x1/2"
MATERIAL: Steel A36 - QTY REQ'D: 6



Balcony-P56 | PL 3/4"x45"x1/16"
MATERIAL: Steel A36 - QTY REQ'D: 1



Balcony-P11 | FB 1 1/2"x 75 3/16"x1/8"
MATERIAL: Steel A36 - QTY REQ'D: 4

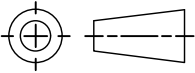


Balcony-P57 | PL 3/4"x86 1/4"x1/16"
MATERIAL: Steel A36 - QTY REQ'D: 2

CALFAB
BUILDING AMERICA

PROPRIETARY AND CONFIDENTIAL
This drawing is CALFAB property.
It may not be disclosed to any third party
without written approval of CALFAB
management. The receipt of this drawing
implies that the conditions as mentioned are
accepted.

PROJECTION



UNLESS STATED OTHERWISE,
ALL DIMENSIONS ARE IN MM
REMOVE ALL BURRS AND SHARP EDGES

GENERAL TOLERANCES

X ± 0.1mm X° ± 0.5° X.X ± 0.05mm X.X° ± 0.25°

DRAWN :

NAME

DATE

CHECKED :

APPROVED :

VanNV

6/14/2024

PROJECT:

Windows & Balcony

DRAWING NUMBER:

Balcony - Parts

MATERIAL : Steel A36

FINISH :

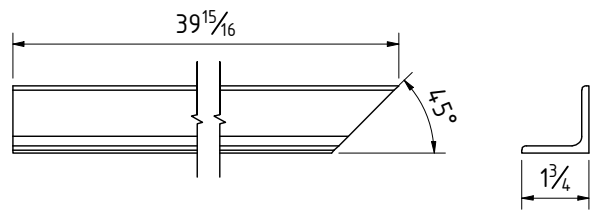
REVISION :

FORMAT : A3

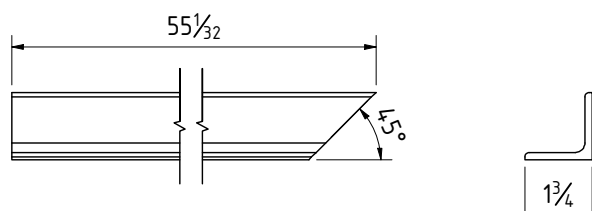
SCALE : 1 : 20

DO NOT SCALE DRAWING

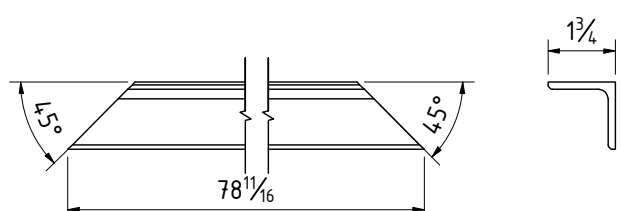
Sheet 16 of 19



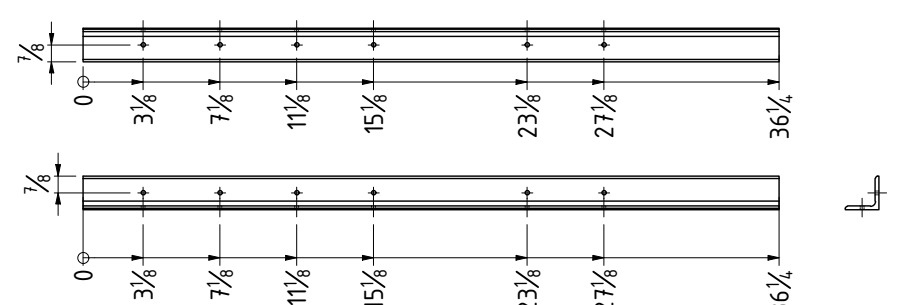
Balcony-P81 | L1 3/4" x 1 3/4" x 3/16"
MATERIAL: Steel A572 - QTY REQ'D: 2



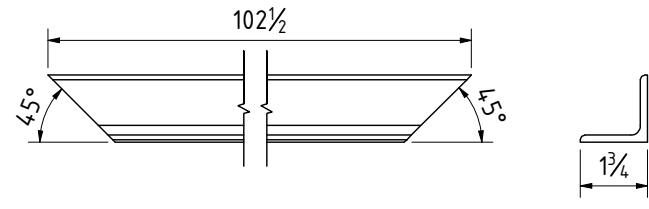
Balcony-P83 | L1 3/4" x 1 3/4" x 3/16"
MATERIAL: Steel A572 - QTY REQ'D: 1



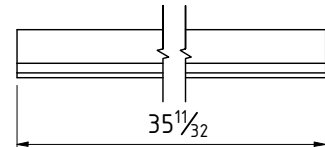
Balcony-P84 | L1 3/4" x 1 3/4" x 3/16"
MATERIAL: Steel A572 - QTY REQ'D: 2



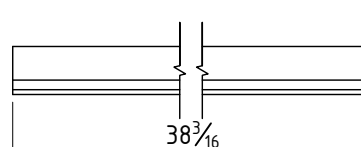
Balcony-P33 | L1 3/4" x 1 3/4" x 3/16"
MATERIAL: Steel A572 - QTY REQ'D: 4



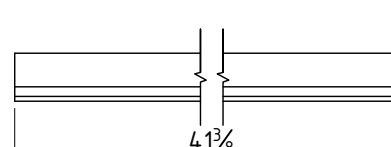
Balcony-P87 | L1 3/4" x 1 3/4" x 3/16"
MATERIAL: Steel A572 - QTY REQ'D: 1



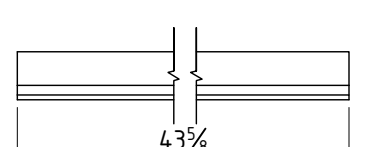
Balcony-P75 | T Bar 1.25" x 1/8"
MATERIAL: Steel A36 - QTY REQ'D: 8



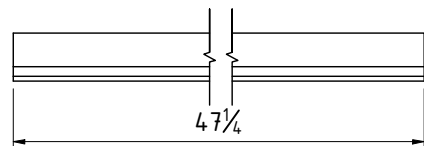
Balcony-P76 | T Bar 1.25" x 1/8"
MATERIAL: Steel A36 - QTY REQ'D: 8



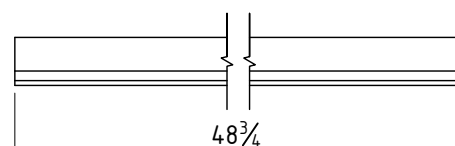
Balcony-P77 | T Bar 1.25" x 1/8"
MATERIAL: Steel A36 - QTY REQ'D: 8



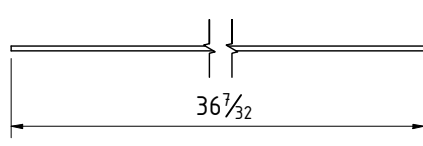
Balcony-P78 | T Bar 1.25" x 1/8"
MATERIAL: Steel A36 - QTY REQ'D: 4



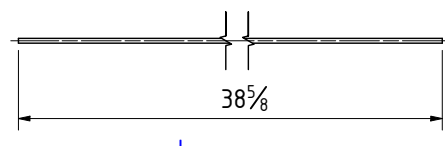
Balcony-P79 | T Bar 1.25" x 1/8"
MATERIAL: Steel A36 - QTY REQ'D: 4



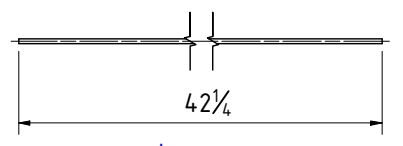
Balcony-P80 | T Bar 1.25" x 1/8"
MATERIAL: Steel A36 - QTY REQ'D: 8



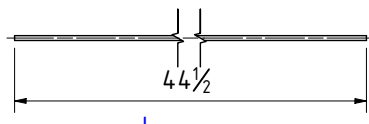
Balcony-P68 | Round Bars Ø 0.125
MATERIAL: Steel A36 - QTY REQ'D: 24



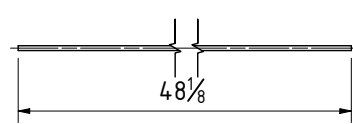
Balcony-P69 | Round Bars Ø 0.125
MATERIAL: Steel A36 - QTY REQ'D: 24



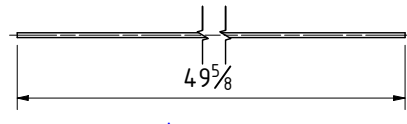
Balcony-P70 | Round Bars Ø 0.125
MATERIAL: Steel A36 - QTY REQ'D: 24



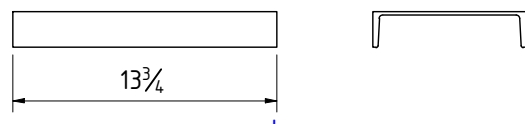
Balcony-P71 | Round Bars Ø 0.125
MATERIAL: Steel A36 - QTY REQ'D: 12



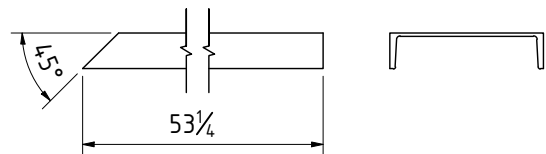
Balcony-P72 | Round Bars Ø 0.125
MATERIAL: Steel A36 - QTY REQ'D: 12



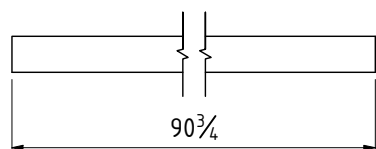
Balcony-P73 | Round Bars Ø 0.125
MATERIAL: Steel A36 - QTY REQ'D: 24



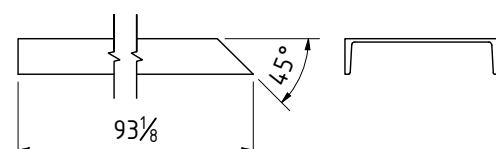
Balcony-P44 | MC8 x 8.5
MATERIAL: Steel A36 - QTY REQ'D: 2



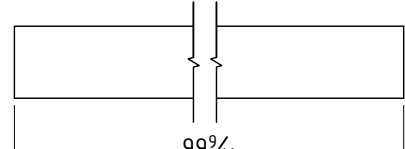
Balcony-P45 | MC8 x 8.5
MATERIAL: Steel A36 - QTY REQ'D: 2



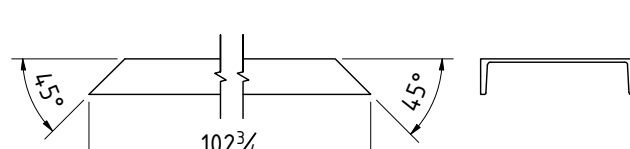
Balcony-P47 | MC8 x 8.5
MATERIAL: Steel A36 - QTY REQ'D: 1



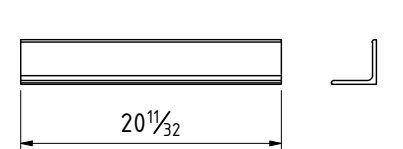
Balcony-P48 | MC8 x 8.5
MATERIAL: Steel A36 - QTY REQ'D: 2




Balcony-P49 | MC8 x 8.5
MATERIAL: Steel A36 - QTY REQ'D: 1



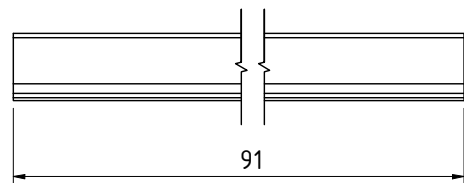
Balcony-P50 | MC8 x 8.5
MATERIAL: Steel A36 - QTY REQ'D: 1



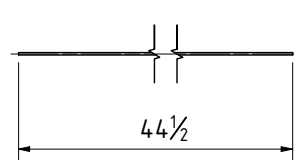
Balcony-P41 | L3 1/2 x 3 1/2 x 5/16"
MATERIAL: Steel A572 - QTY REQ'D: 6




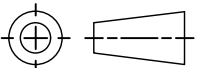
Balcony-P42 | L3 1/2 x 3 1/2 x 5/16"
MATERIAL: Steel A572 - QTY REQ'D: 3

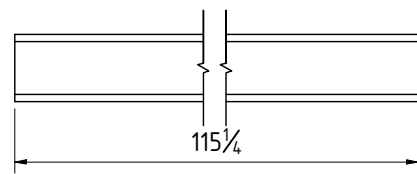


Balcony-P85 | L1 3/4" x 1 3/4" x 3/16"
MATERIAL: Steel A572 - QTY REQ'D: 1

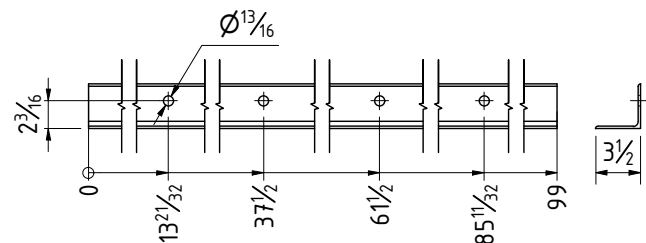


Balcony-P71 | Round Bars Ø 0.125
MATERIAL: Steel A36 - QTY REQ'D: 12

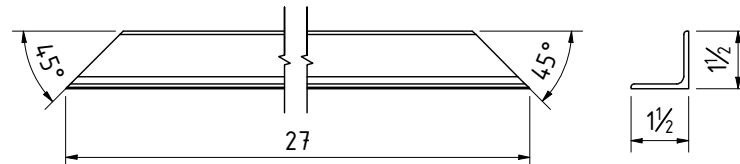
<div><div>BUILDING AMERICA</div></div> <div>PROPRIETARY AND CONFIDENTIAL</div> <div>This drawing is CALFAB property. It may not be disclosed to any third party without written approval of CALFAB management. The receipt of this drawing implies that the conditions as mentioned are accepted.</div>	<div>PROJECTION</div> <div></div> <div>UNLESS STATED OTHERWISE, ALL DIMENSIONS ARE IN MM REMOVE ALL BURRS AND SHARP EDGES</div>		<div>PROJECT:</div> <div>Windows & Balcony</div>			
	<div>GENERAL TOLERANCES</div> <div>X ± 0.1mm X° ± 0.5° X.X ± 0.05mm X.X° ± 0.25°</div>			<div>DRAWING NUMBER:</div> <div>Balcony - Parts</div>		
		<div>NAME</div>	<div>DATE</div>	<div>MATERIAL : Steel A572</div>		<div>SCALE : 1 : 5</div>
	<div>DRAWN :</div>	<div>VanNV</div>	<div>6/14/2024</div>	<div>FINISH :</div>		<div>DO NOT SCALE DRAWING</div>
	<div>CHECKED :</div>			<div>REVISION :</div>		<div>FORMAT : A3</div>
<div>APPROVED :</div>					<div>Sheet 17 of 19</div>	



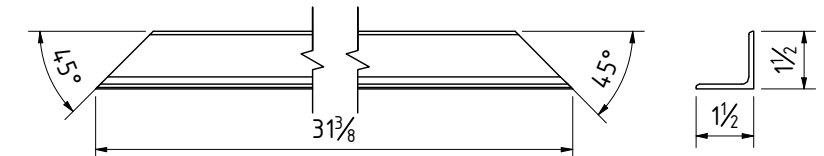
Balcony-P16 | HSS 3 1/2"x3 1/2"x3/16"
MATERIAL: Steel A500B - QTY REQ'D: 10



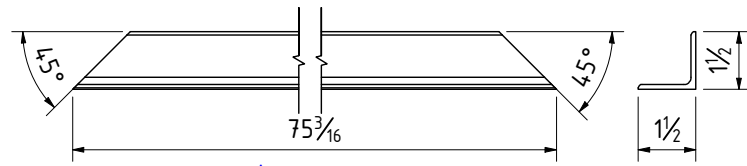
Balcony-P40 | L3 1/2" x 3 1/2" x 3/16"
MATERIAL: Steel A572 - QTY REQ'D: 1



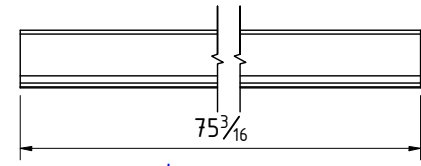
Balcony-P27 | L1 1/2" x 1 1/2"x 1/8
MATERIAL: Steel A572 - QTY REQ'D: 2



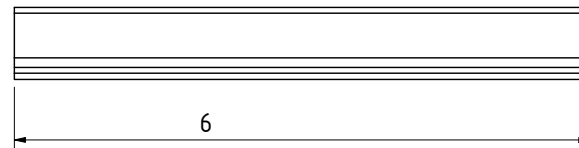
Balcony-P28 | L1 1/2" x 1 1/2"x 1/8
MATERIAL: Steel A572 - QTY REQ'D: 4



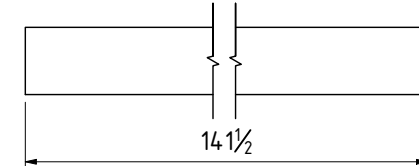
Balcony-P31 | L1 1/2" x 1 1/2"x 1/8
MATERIAL: Steel A572 - QTY REQ'D: 2



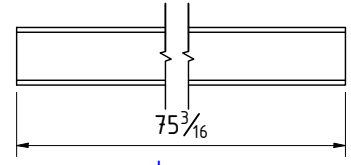
Balcony-P32 | L1 1/2" x 1 1/2"x 1/8
MATERIAL: Steel A572 - QTY REQ'D: 3



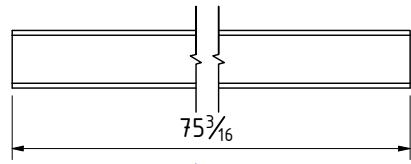
Balcony-P26 | L 3/4"x3/4"x1/8"
MATERIAL: Steel A572 - QTY REQ'D: 24



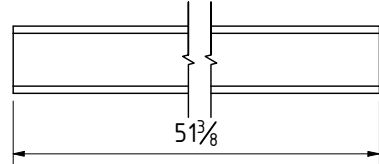
Balcony-P09 | C5 x 6.7
MATERIAL: Steel A36 - QTY REQ'D: 4



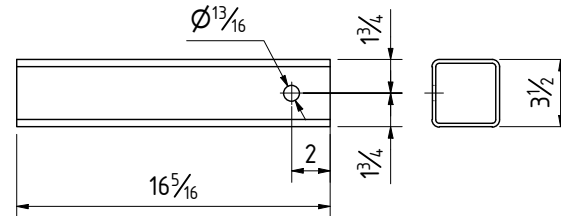
Balcony-P18 | HSS 3x5x1/8"
MATERIAL: Steel A500B - QTY REQ'D: 4



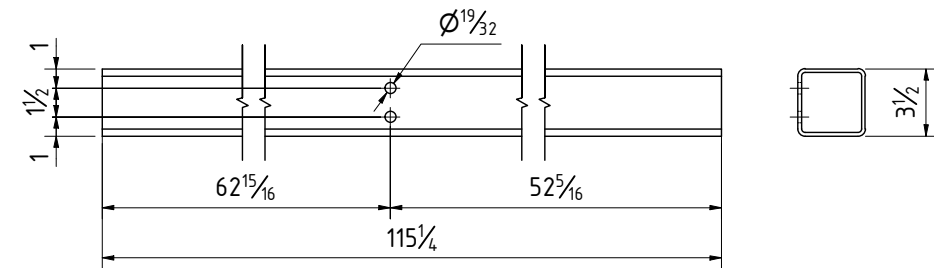
Balcony-P17 | HSS 3x3x1/8"
MATERIAL: Steel A500B - QTY REQ'D: 1



Balcony-P14 | HSS 3 1/2"x3 1/2"x3/16"
MATERIAL: Steel A500B - QTY REQ'D: 4



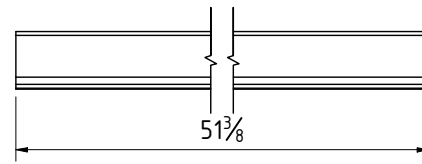
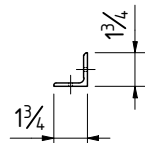
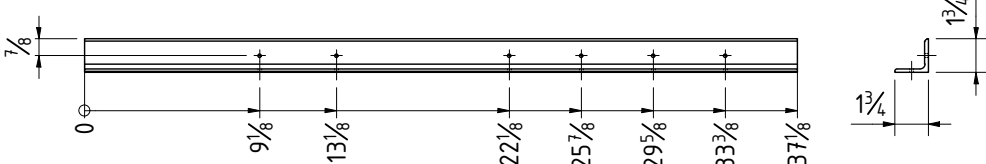
Balcony-P13 | HSS 3 1/2"x3 1/2"x3/16"
MATERIAL: Steel A500B - QTY REQ'D: 4



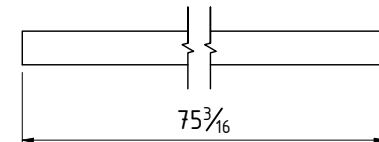
Balcony-P15 | HSS 3 1/2"x3 1/2"x3/16"
MATERIAL: Steel A500B - QTY REQ'D: 2



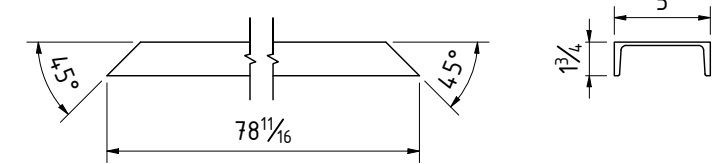
Balcony-P37 | L1 3/4" x 1 3/4" x 3/16"
MATERIAL: Steel A572 - QTY REQ'D: 4



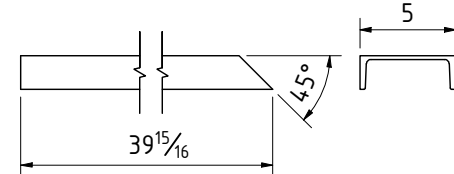
Balcony-P30 | L1 1/2" x 1 1/2"x 1/8
MATERIAL: Steel A572 - QTY REQ'D: 4



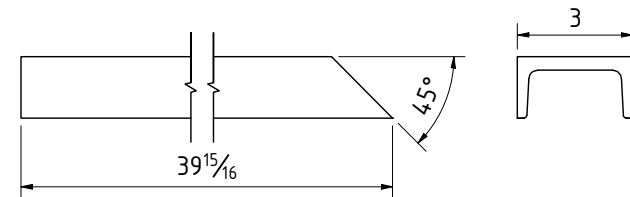
Balcony-P05 | C5 x 6.7
MATERIAL: Steel A36 - QTY REQ'D: 5



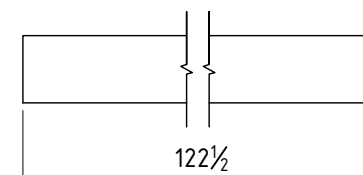
Balcony-P06 | C5 x 6.7
MATERIAL: Steel A36 - QTY REQ'D: 2



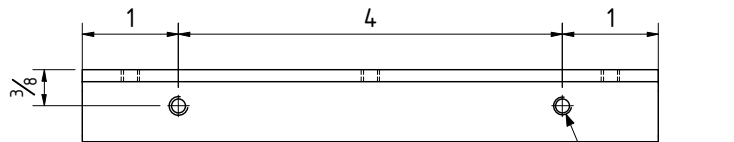
Balcony-P04 | C5 x 6.7
MATERIAL: Steel A36 - QTY REQ'D: 4



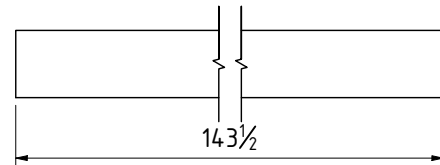
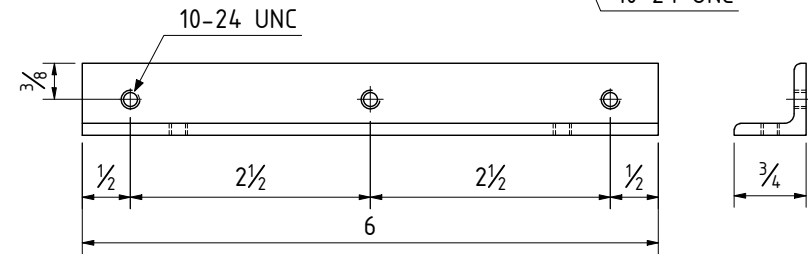
Balcony-P02 | C3 x 6
MATERIAL: Steel A36 - QTY REQ'D: 8



Balcony-P08 | C5 x 6.7
MATERIAL: Steel A36 - QTY REQ'D: 2



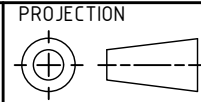
Balcony-P25 | L 3/4"x3/4"x1/8"
MATERIAL: Steel A572 - QTY REQ'D: 24



Balcony-P10 | C5 x 6.7
MATERIAL: Steel A36 - QTY REQ'D: 4



PROPRIETARY AND CONFIDENTIAL
This drawing is CALFAB property. It may not be disclosed to any third party without written approval of CALFAB management. The receipt of this drawing implies that the conditions as mentioned are accepted.



UNLESS STATED OTHERWISE, ALL DIMENSIONS ARE IN MM REMOVE ALL BURRS AND SHARP EDGES

GENERAL TOLERANCES

X ± 0.1mm X° ± 0.5° X.X ± 0.05mm X.X° ± 0.25°

	NAME	DATE
DRAWN :	VanNV	6/14/2024
CHECKED :		
APPROVED :		

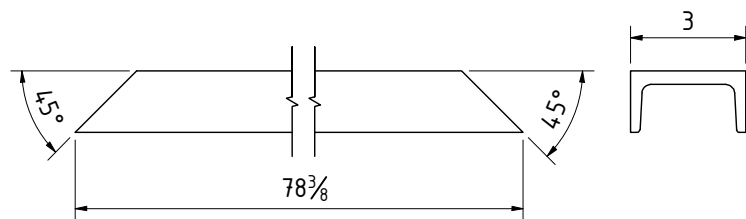
PROJECT:

Windows & Balcony

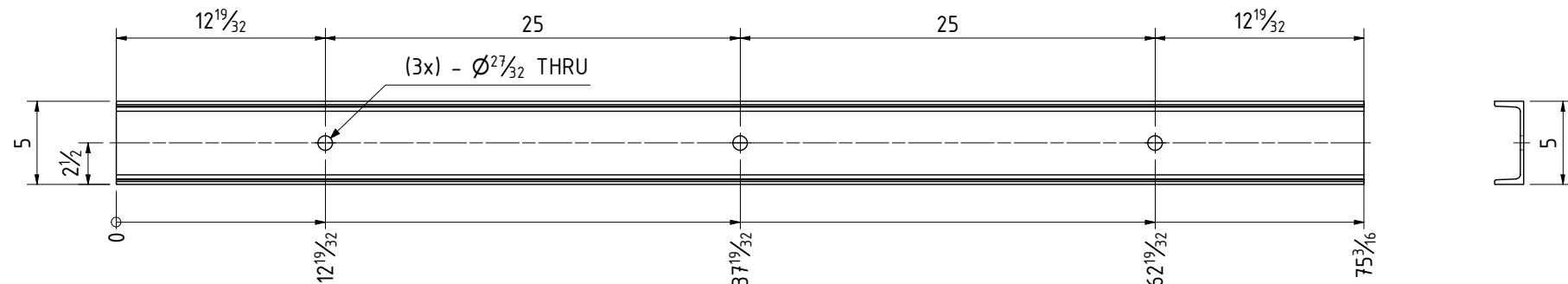
DRAWING NUMBER:

Balcony - Parts

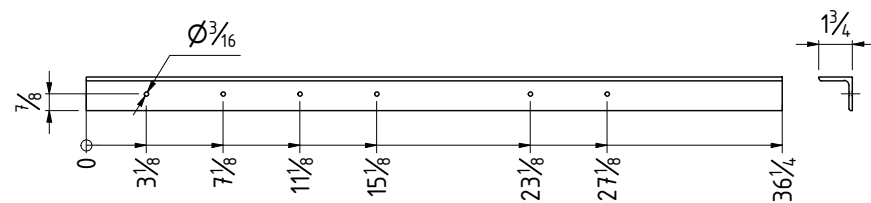
MATERIAL : Steel A572	SCALE : 1 : 10
FINISH :	DO NOT SCALE DRAWING
REVISION :	FORMAT : A3
	Sheet 18 of 19



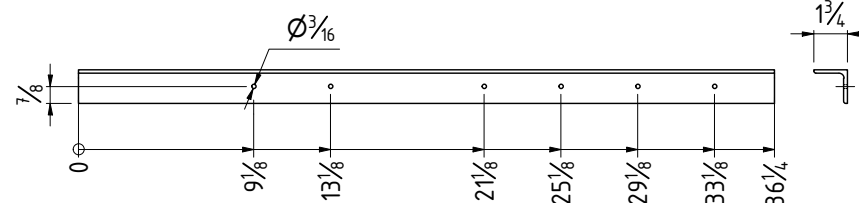
Balcony-P03 | C3 x 6
MATERIAL: Steel A36 - QTY REQ'D: 4



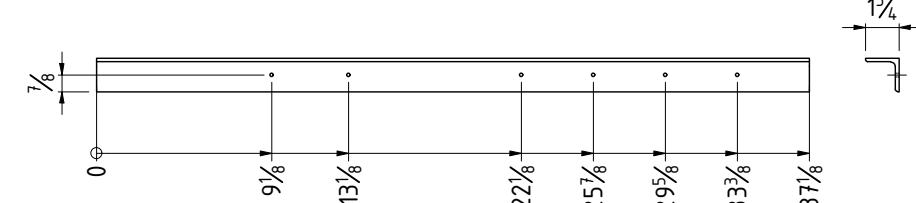
Balcony-P07 | C5 x 6.7
MATERIAL: Steel A36 - QTY REQ'D: 3



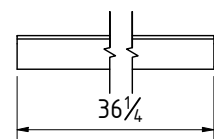
Balcony-P35 | L1 3/4" x 1 3/4" x 3/16"
MATERIAL: Steel A572 - QTY REQ'D: 8



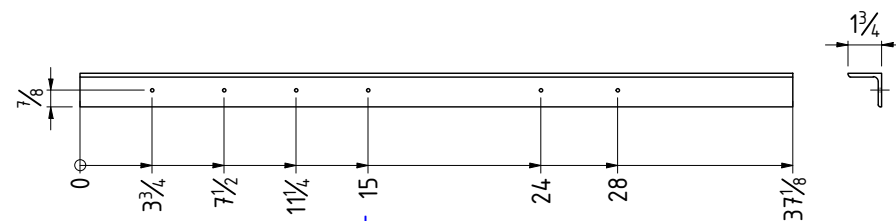
Balcony-P34 | L1 3/4" x 1 3/4" x 3/16"
MATERIAL: Steel A572 - QTY REQ'D: 8



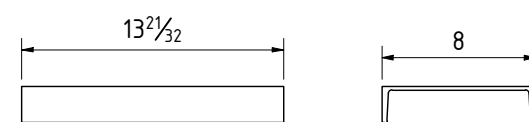
Balcony-P38 | L1 3/4" x 1 3/4" x 3/16"
MATERIAL: Steel A572 - QTY REQ'D: 2



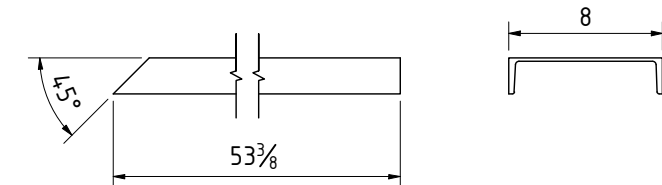
Balcony-P36 | L1 3/4" x 1 3/4" x 3/16"
MATERIAL: Steel A572 - QTY REQ'D: 4



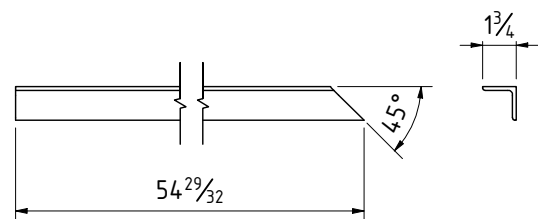
Balcony-P39 | L1 3/4" x 1 3/4" x 3/16"
MATERIAL: Steel A572 - QTY REQ'D: 2



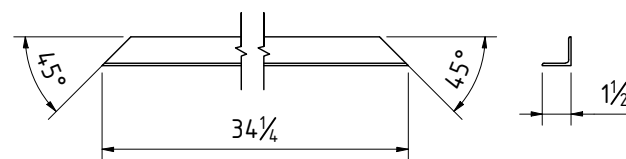
Balcony-P43 | MC8 x 8.5
MATERIAL: Steel A36 - QTY REQ'D: 2



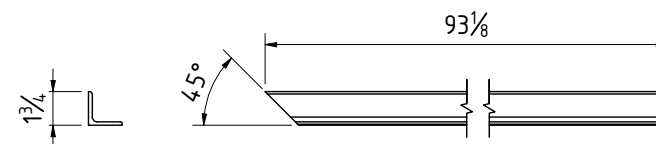
Balcony-P46 | MC8 x 8.5
MATERIAL: Steel A36 - QTY REQ'D: 2



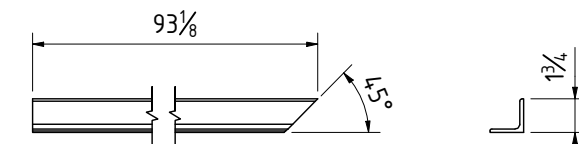
Balcony-P82 | L1 3/4" x 1 3/4" x 3/16"
MATERIAL: Steel A572 - QTY REQ'D: 1



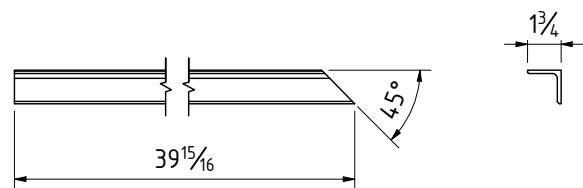
Balcony-P29 | L1 1/2" x 1 1/2" x 1/8
MATERIAL: Steel A572 - QTY REQ'D: 8



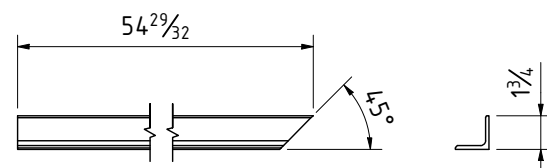
Balcony-P86.01 | L1 3/4" x 1 3/4" x 3/16"
MATERIAL: Steel A572 - QTY REQ'D: 1



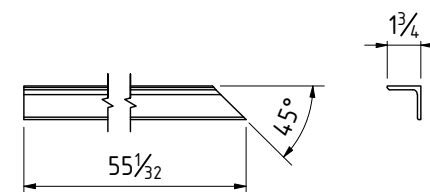
Balcony-P86.02 | L1 3/4" x 1 3/4" x 3/16"
MATERIAL: Steel A572 - QTY REQ'D: 1



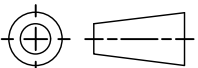
Balcony-P81.01 | L1 3/4" x 1 3/4" x 3/16"
MATERIAL: Steel A572 - QTY REQ'D: 2



Balcony-P82.01 | L1 3/4" x 1 3/4" x 3/16"
MATERIAL: Steel A572 - QTY REQ'D: 1



Balcony-P83.01 | L1 3/4" x 1 3/4" x 3/16"
MATERIAL: Steel A572 - QTY REQ'D: 1

<div><div>CALFAB</div><div>BUILDING AMERICA</div></div> <p>PROPRIETARY AND CONFIDENTIAL</p> <p>This drawing is CALFAB property. It may not be disclosed to any third party without written approval of CALFAB management. The receipt of this drawing implies that the conditions as mentioned are accepted.</p>	<div>PROJECTION</div> <div></div> <div>UNLESS STATED OTHERWISE, ALL DIMENSIONS ARE IN MM REMOVE ALL BURRS AND SHARP EDGES</div>		<div>PROJECT:</div> <div>Windows & Balcony</div>			
	<div>GENERAL TOLERANCES</div> <div>X ± 0.1mm X° ± 0.5° X.X ± 0.05mm X.X° ± 0.25°</div>			<div>DRAWING NUMBER:</div> <div>Balcony - Parts</div>		
		<div>NAME</div>	<div>DATE</div>			
	<div>DRAWN :</div>	<div>VanNV</div>	<div>6/14/2024</div>	<div>MATERIAL : Steel A36</div>		<div>SCALE : 1 : 10</div>
	<div>CHECKED :</div>			<div>FINISH :</div>		<div>DO NOT SCALE DRAWING</div>
	<div>APPROVED :</div>			<div>REVISION :</div>	<div>FORMAT : A3</div>	<div>Sheet 19 of 19</div>